

Newsletter of the Washington Ship Model Society

For the Mutual Benefit in Model Ship Building; for the Exchange of Ideas; and to Preserve for Posterity Scale Models of Historic Vessels, we Associate Ourselves Together to Form This Washington Ship Model Society

Lets' Keep Last Year's Resolution alive!!!

"Finish that 2018 Project & Start Another By Spring

SKIPPERS CORNER

Like you, I am proud to be a member of the Washington




Ship Model Society and carry on our mission to meet, share, and expand upon our common avocation through the exchange of ideas and knowledge, all in an effort to promote ship modeling

research, artistry, and excellence. We had had a very good 2018. In many ways, we expanded public exposure and outreach efforts in promoting the Society. We have many more upcoming opportunities in 2019 as well! We have had 2 models on display at the Army Navy club in Washington, D. In addition we were a key contributor to their annual salute to the services gala that focused on the Battle of Lake Erie. We had on display 5 period models. It is our hope to continue such displays at any new locations which members can arrange. Its a great way to generate public interest not just in our club, but in the hobby as well. Additionally, this type of exposure brings other opportunities for our club and its members such as requests for model ship restorations, invitations to new events and displays, and network opportunities with partner organizations involved in maritime history, maritime art, and maritime archaeology and research. Details about upcoming events can be found in this and upcoming newsletters as well as our WSMS email notification, our Meetup App and Facebook and our website. So stay in tune, keep a lookout, participate where and when you can, and thanks for everyone's contributions to the club and the hobby! .

WSMS

Next Meeting
Saturday, 09 March
**Meeting Will Be Our
Annual Auction**

Location
- Rhodeside Grill, 1836
Wilson Blvd, Arlington, VA
22201 See You There!



**A MEMBERS &
STRIKERS ONLY
MEETING!**



13 JANUARY, 2018 MEETING MINUTES

See article on Januart meeting



BRIDGE ANNOUNCEMENTS

Skipper –

WSMS Crew!

We

Need Members to Attend our Washington Ship Model Society Table! Please make every effort to attend this event. The doors open at 8:30 for you to offload your models, help set up the table, and participate in another invitational event hosted by IPMS.

We have attended every year, and we need members to make a showing at this event. Please RSVP to the group email so that all members can see who else will be attending!.

Lou Husser has our WSMS Banner and display board for the table. Thanks for supporting the club!

1st Mate – Nothing to report

Ship's Clerk - Nothing to report

Purser - Nothing to report

WSMS Webmaster

Lynx Editor –

Members are encouraged to assist with the newsletter by sending him material that can range from a complete article with pictures to tips, websites, pictures of their work, interesting events..., Note: if any of the material is gleaned (not plagiarized) from other sources, also provide information for the source so appropriate attribution can be made. Also, if any member is looking to sell our purchase a ship-model related item then consider using the Lynx's "CLASSIFIED ADS." It's free to WSMS members.



WSMS NEWS & LIST OF UPCOMING EVENTS

Saturday, *March 9th* WSMS Meeting Will Be Our Annual Auction
Location - Rhodeside Grill, 1836 Wilson Blvd, Arlington, VA 22201


Plan to attend!

These are really fun events and a chance to pick up some unbelievably great deals! WSMS now holds auctions annually assuming enough auction material has accumulated. Members are encouraged to bring donations of surplus models, publications, tools, and any other related ship modeling material that you may have in excess. We will follow the same successful pattern from the last two auctions. It will run from 10AM to 2PM. The venue is the Rhodeside Grill who have been our super hosts for our last 3 auctions. We will be downstairs from the main dining room in a private room which includes food and beverage service for our exclusive use. Subject to change, our auctioneers will be our Skipper Larry, assisted by our 1st Mate, Roger.



All donated material with the exception of most written material will be auctioned. Some of the reading material will be pre-priced. Last time we looked up in advance of the auction on Amazon to see what they were going for 2nd hand, took that price and cut it in half. So a book that sells 2nd hand on Amazon for \$5.00 would be placed on a table and marked for sale at \$2.50. Generally most magazines will be priced something

like 50 cents each or 3 for \$1.00. Note If a book is thought to be a classic or particularly sought after, we may auction it.



All profits from the auction will go into the WSMS treasury. To participate in the auction, you will need to be cleared by Carl our Purser as up to speed on your dues. If a concern, all you need to do is get your dues caught-up with the Purser at the Auction.

Spring Festivities Are Approaching Fast!

WSMS Calendar of Events for Late Winter through Spring

Old Dominion Open- *February 24th 2018*

8:30am to 5:30pm EST

Richmond International Raceway

Address:

600 East Laburnum Ave, Richmond, VA, 23222

The "ODO" is among the best February model show & contest in the mid-Atlantic region. It is the annual "kick off" event for IPMS's Region 2, with a 30,000 sq. ft. facility. More than 40 vendors, 67+ categories, and very handsome awards. Come one and come all to the February Old Dominion Open located at the Richmond International Raceway Complex in Richmond, Va. For more info <http://ipmsrichmond.blogspot.com>

WSMS will share several tables with the Hampton Roads Ship Modelers for display and modeling technique observation. It is an excellent forum for recruiting new members as well!

It's a great kick start to our 2019 WSMS model show participation events. The Old Dominion Open, also known as the "ODO", is located at the crossroads of Interstate 95 and 64.



Almost 1000 modelers of all stripes and preferences come together for eight hours of fun and competitive recognition. Besides a display of almost 900 models, over 40 vendors attend offering an opportunity to stock up on modeling supplies depleted over the winter.

37th Annual Northeast Joint Club

Ship Model Conference and Show

Hosted by the Connecticut Marine Model Society
Saturday, April 27th, 2019 from 9 AM - 3 PM

Port'N Starboard Convention Center Ocean Beach Park, New London,

<http://ctshipmodels.org/conference.html> CT

Once again it is that time of the year to invite all club member to show off their work, renew acquaintances, and meet new friends at one of the best ship model shows in the country. We expect about a hundred ship models built by top builders from all the participating northeast clubs. Registrants will have access to:

- Buffet lunch
 - Table top demonstrations on modeling tips and techniques
 - Lecture from guest speaker, **Paul O'Pecko**, curator of the Mystic Seaport Museum's extensive marine model collection
 - Vendors specializing in ship model kits and fittings as well as maritime books
 - Registrants can compete, with one or more models, for the **People's Choice Award** in the sail, power or other(diorama, etc) categories, awarded by popular acclaim, or the special **Jim Roberts Award**, a judged competition
- Door prizes, registrants get one ticket free, but, more can be purchased

Those interested in just viewing ship models or making vendor purchases can buy a \$5.00 ticket at the conference

Chesapeake Bay Maritime Museum 13th Maritime Model Expo

213 N. Talbot St., Michaels, MD

May 18 & 19 From 10:00 am - to 4:00 pm

Big fun are in store for all ages as we, the WSMS at the invitation of the Model Guild of the Chesapeake Bay Maritime Museum host the 13th Maritime Model Expo.

In addition to numerous indoor and outdoor maritime exhibitions along 18 acres of waterfront, the Maritime Model Expo offers CBMM guests pond demonstrations, model races, special exhibits, family activities, food, and more.

During the expo, children will have the opportunity to build, paint, decorate, and then sail their own small model in a small pool. For \$3, they can select and build a sailboat or rubber-band powerboat, assisted by a CBMM Model Guild member.

The two-day event is open to the public and free for WSMS members. On Sunday, May 19, the Maritime Model Expo will be combined with CBMM's Community Day, with the event and museum open to the public,

free of charge. For more information about the 2019 Maritime Model Expo, to our 1st Mate Roger contact the Model Guild Director Bob Mason at 410-745-3266.

talk
or



2019 OVERALL WSMS EVENTS CALENDAR

As of January 2019, & Subject to Updating

DATE	EVENT
Jan 12	Virginia Meeting
Jan 26	Focus Group
	Maryland Meeting
Feb 23	Old Dominion IPMS Show
Mar 9	Virginia Meeting - WSMS Auction at Rhodeside Grill, Alexandria VA
Mar 30	Focus Group
Apr 13	Maryland Meeting
Apr 27	Focus Group : TBD IPMS Northern Virginia Show
May 11	Virginia Meeting: TBD Army Navy Club Model Show, Washington DC
May 25	Focus Group: TBD Chesapeake Bay Maritime Museum Show
June 8	Maryland Meeting
June 29	Focus Group
July 13	Virginia Meeting
July 27	Focus Group
August 10	Maryland Meeting
August 31	Focus Group
Sept 14	Virginia Meeting: TBD National Capital Model Show, Alexandria, VA
Sept 28	Focus Group
Oct 12	Maryland Meeting: TBD Down rigging Weekend Model Show, Chestertown MD
Oct 26	Focus Group
Nov 9	Virginia Meeting: TBD: Oxford MD Model Boat Show
Nov 30	Focus Group
Dec 14	Maryland Meeting
Dec 28	Focus Group
Focus Group and Event Ideas to schedule:	<ul style="list-style-type: none"> • Joel Ships Boats presentation OKAY HE COMMITTED. PICK A DATE • Tim Rulon RC Modeling OKAY HE COMMITTED Any REG MEETING • Maybe Patrick Obrien Studios, Baltimore • Baltimore ships tour • General: February Auction/Feb Richmond IPMS/May Cheasapeak Maritime Museum/Sept Soldier Show/November Oxford Show • Tall Ship Providence Foundation presentation by CEO and Shipwright Serge A. and Leon Poindexter. Schedule with Larry • Library Displays • Make and Take Event • David Taylor Model Basin research Lab: Schedule with Lou Husser • Baltimore Savannah Ship tour and harbor lunch: Schedule with Roger • US Naval Academy Museum and Workshop Attic tour: Schedule with Larry • Naval Architect? • Marine Archaeologist? • Other Model Events?

WSMS MEMBER'S SCUTTLEBUTT

A column where members can contribute most any notes or recommendations pertinent to ship modeling
Send comments to Lou Husser at LBHusser@verizon.net

Factoids about a new in 2018 member - Dave



Pyatt

Dave spent his career mostly as a nuclear engineer and safety specialist with the U. S. Nuclear Regulatory Commission and the Department of Energy. He started modeling ships in about 2002 and has had several photos appear in Ships in Scale. He has also published one article (Renaissance Merchant Ship) for that magazine. He previously served for 24 years as a local elected official (town council and Mayor) in Mount Airy MD.

Provided by Dave

If you didn't already know..., A Note on status of Revell Products from FreeTown Hobbies

"We have been contacted concerning the status of Revell products, in particular the new PT-109 pre-orders. Revell was recently sold and Revell USA (Monogram) and Revell Germany are being combined into one company which will be located in Germany. When this happened all Revell product shipments temporarily stopped. please understand that (pre-orders) might not be filled until after the new Revell company is completely set up. From what we understand, these next few shipments that are headed to us (and the rest of the USA) will be the last Revell product that is available for several months until the new company is completely set up for business.

Editors' note – This piece of scuttlebutt was received this past summer and information may be dated.

Courtesy of Jack Ray

Pride of Baltimore on the Chesapeake Bay



Taken during a rainy sail on a Bristol 41. It was a blustery wind (up to 19 knots), and maybe that explains why she didn't have "all sheets to the wind." A nice bit of "nautical eye-candy

Courtesy of K. Lee Herring."

SCUTTLEBUTT EDITOR'S NOTE

Got an interesting comment, factoid, etc..., that may be of interest to other members? Send it along to LBHusser@verizon.net

Folk Art USN models at Quinn's Auction 10/17/18

A friend of the WSMS, Jack Ray, went to an antique auction viewing in Falls Church this past November. Up for auction were 3 folk art US Naval ship models of the Spanish America War/WWI era. They were:

USS Panther



USS New Orleans

USS Reuben James



Pretty Cool! I believe Jack walked away owning the USS New Orleans!

Amazing Photo of the Philadelphia Navy Yard circa 1919



Contributed by Bruce Buchner

NEW DESIGN OF OUR HANDOUT

BUSINESS CARDS

<p>There are with few exceptions, two WSMS meetings monthly. The regular business meeting is held on the 2nd Saturday of every month and rotates between Bethesda, MD, and Alexandria, VA. The 2nd monthly meeting is a focus meeting held at a member's residence every 4th Saturday. Exceptions occur whenever we have scheduled a special event for those days such as a field trip, or a national holiday.</p> <p>Notes on WSMS Meeting Planning for Potential New Members</p>  <p>Washington Ship Model Society - WSMS</p>	<p>WSMS CONTACT INFORMATION</p> <p>WSMS Website: http://www.dcsshipmodelsociety.org Facebook: Washington Ship Model Society WSMS Bridge Officer Email addresses:  Skipper – skipper@dcsshipmodelsociety.org First Mate – firstmate@dcsshipmodelsociety.org Purser – purser@dcsshipmodelsociety.org Clerk – clerk@dcsshipmodelsociety.org</p>
<p>Washington Ship Model Society</p> <p>Founded 1929</p>  <p>The Nation's Oldest Ship Model Society</p>  <p><i>The Washington Ship Model Society is the Nation's oldest continuously active chartered ship model club. It's composed of ship model enthusiasts from the Greater Washington DC Metropolitan Area. Our purpose is to provide a socially enjoyable means for ship modelers & nautical enthusiasts to meet, share & expand upon their common avocation through the exchange of knowledge & ideas.</i></p>	<p> Washington Ship Model Society</p> <p>If interested in possibly joining WSMS fill in the below & give to a member</p> <p>Name: _____</p> <p>Add: _____ Zip: _____</p> <p>City: _____ State: _____</p> <p>Email: _____ Tel: _____</p>

These will be ready in time for the Old Dominion IPMS Model show. A new design is also in the works for a WSMS pamphlet that should be ready for printing in March once approved by the Bridge.

OLD MEETING NEWS NOT PREVIOUSLY REPORTED

WSMS invited our fellow modelers from the US Naval Academy workshop and the Chesapeake Bay Maritime model club to attend these interesting events! Coffee and donuts were served! Other modelers are also always welcomed however!

Saturday July 14 2018 Meeting

The meeting was held in Northern Virginia: 10AM to Noon at the Hollin Hall Senior Center, 1500 Shenandoah Road, Alexandria, VA. We have invited guest speaker, Mr. Serge Arandinaki, Director of the Tall Ship Providence Foundation, Alexandria, VA, to discuss the history, construction, and mission of the replica Tall Ship Providence. The Providence ship is a twelve-gun, 110' sloop-of-war, which is a full-scale replica of the Continental Navy's first warship. She was first commanded by John Paul Jones, father of the United States Navy, and one of the ships that launched Marines on their first amphibious assault on foreign soil in the American War for Independence. The Providence shares a connected history with our region because one of her first missions in the American Revolution was to clear the Chesapeake Bay of enemy British and Tory ships to enable Patriot supply routes.

Saturday August 11 Meeting

The meeting was held from 10AM to Noon at the Emmanuel Lutheran Church, 7730 Bradley Blvd., Bethesda, MD. We were pleased to be joined by Maryland's State Underwater Archaeologist, Dr. Susan Langley, for an armchair tour of the history that lies beneath the waters of the Chesapeake Bay. We learned how maritime archaeologists locate submerged sites and visit locations relating to the War of 1812 around the Chesapeake. Some sites are even farther afield, such as one Baltimore-built vessel that ended its days 4000' beneath the Gulf of Mexico. Dr. Susan Langley has been the Maryland State Underwater Archaeologist for 24 years directing the Maryland Maritime Archaeology Program within the Department of Planning's Maryland Historical Trust. She is an adjunct professor at several colleges and universities, where she teaches underwater archaeology and the history of piracy.

Check our website at www.dcsipmodelersociety.org, or visit us on Facebook!

MODELING TIP & TECHNIQUES

MODELING THE WHALER KATE CORY with DELANO WHALEBOATS

By Roger Frye

I suspect that most of us have a modelling project that has been “under construction” for a very long time. For me, this is the whaleship “Kate Cory”. A good question is: Why is a relatively small, short-lived ship like the Kate Cory modeled so frequently?

According to “Directions & Sequence of Construction for the Kit of the KATE CORY”, E.A.R. Ronnberg Jr., Model Shipways, 1972, the story is: “Five voyages of moderate success culminated in KATE CORY’S destruction off the Brazilian coast in 1863, when she was captured by C.S.S. ALABAMA and burned. Subsequent suits for war losses caused her owners to assemble all business papers and receipts for the vessel as evidence for their claims. The careful storage of these documents and their subsequent recovery in recent years have afforded a nearly unique opportunity to examine a small whaler in great detail.”

Shortly after moving to Baltimore in 1972, I purchased a set of researched plans produced by the Old Dartmouth Historical Society. A long gone local hobby shop sold me the plans at a bargain price since the customer who placed the original order never came back to buy the plans. After several false starts, due to a combination of overestimating my technical ability at the time and an attempt to duplicate prototype construction techniques (A whole other story!), the keel was layed in April 2001.

Construction proceeded slowly and erratically over the years. Discouraged by slow progress, I looked for a smaller part of the project that would be fun and allow me to make faster progress. This lead to the decision to build the whaleboats as a separate project. Being smaller and simpler, I looked for more rapid progress. Also, whaleboats would be necessary for a complete Kate Cory model.

Several factors favored this approach:

- The Kate Cory is a small whaleship. It carried only three boats in the davits. Only 3 detailed boats and one “spare” visible only from the bottom would be required.
- I had a copy of “To Build a Whaleboat” by Erik Ronnberg, Jr. from Model Shipways, 1985 which describes in great detail the building of a 21” model.
- Model Shipways also had



available detailed construction plans at 3/4"/ft. Since the Kate Cory is 1/4"/ft (1:48) I had the plans copied at .333 which allowed me to take measurements directly from the plans.

I tried to follow the book and plans closely but I did make a few changes to allow for the 1/3 size difference between my models and the original plans:

- The book and plans called for extensive use of copper fasteners to attach parts. These would be almost invisible at the 1/3 size. Also, I expected to paint the model and the fasteners would be hidden. Consequently, I used glue (cyanoacrylate or yellow carpenter's) throughout.
- I was also able to take advantage of the greater flexibility of wood in the thin parts. The book suggests building up parts that are sharply curved (stem and stern posts, thwart pads) by laminating several thin layers. At 1/3 size, these parts could often be made in one piece.
- Otherwise, I have tried to follow the plans closely wherever possible.


Several of the accompanying photos show the Kate Cory framed-up and about half planked with deck beams and knees installed. This is how it was before I switched to building the whaleboats and how I expect it will remain until the whaleboats are finished.

Some challenges anticipated in finishing the whaleboats:

- Painting. I still haven't found an inside paint scheme that I'm satisfied with. I'll continue to experiment. The outside paint scheme will be as shown in the Kate Cory plans. I'm probably making more of this than it deserves since my reading suggests that whaleboats were replaced frequently and were very variable in source and finish.
- How much of the whaling gear should be depicted? I plan to show sails simply, in no great detail. I will show harpoons and oars because they are visually appealing. Whaleboats are packed with gear. There is a risk that the small boats (7") will look cluttered, one part hiding another. How to strike a good balance between authenticity and visual appeal may be a problem.
- Hulls: I've put off finishing the hull exteriors because I anticipate that they will require much work to achieve the smooth surface of the batten seams while preserving the lap seams.

Other articles of interest:


"Building a Beetle Whaleboat" by N. Roger Cole (Ships in Scale; Part 1, vol. IV, no. 5, p. 42,1993. Part 2, vol. IV, no. 6, p. 22,1993.)




JANUARY 2019 MEETING

By Lou Husser

Our resident member, Steve Riordan and a relation of Captain James Waddell, CSS, the skipper of the CSS Shenandoah provided a engrossing presentation on the famous or infamous highly successful Confederate raider's voyage. It was the last major Confederate cruiser loose on the seas. Built by the British in September 1863 and sold to the Confederates it was commissioned in October 1864. The 230-foot-long craft was armed with eight large guns and manned by a mixed crew of 73 sailors. Commanded by Captain James I. Waddell, the Shenandoah steered toward the Pacific and targeted Yankee whaling ships enjoying great success, taking six ships in the South Pacific before sailing into Melbourne, Australia, in January 1865 for voyage repairs. Within a month, the Shenandoah was back on the loose, wreaking havoc in the waters around Alaska. The Rebel ship captured 32 additional Union vessels, most of which were burned. The damage was estimated at \$1.6 million, a staggering figure in such a short period of time. Although the crew heard rumors that the Confederate armies had surrendered, Waddell continued to fight. He finally accepted an English captain's report on August 2, 1865. The Shenandoah pulled off another remarkable feat by sailing from the northern Pacific all the way to Liverpool, England, without stopping at any ports. Arriving on November 6, Waddell surrendered his ship to British officials.




MORE JANUARY MEETING MEMBER PROJECT PHOTOS




Lou's Schooner Scow restoration

FEBRUARY MEETING MEMBER PROJECT PHOTOS







Classifieds

WANTED

Hello from Beaufort, SC to everyone up there! I moved south 11 years ago but still enjoy reading the WSMS newsletter. The time has come, and I need to downsize. I have a few pieces of maritime art that all of you will appreciate more than most. I'd like to sell them, all at a pretty low price. They are,

French map of Cook's, Vancouver and others voyages.

it is 47" by 33" A rather impressive piece with its frame. It's actually a very nice print so I'm only asking \$200 plus shipping. Actual unframed print is for sale now on the Net for \$2,000.



Canaletto -- "Venice, The Quay of the Piazzetta"

It is 41" X 31" and again very nicely framed. I'm asking \$100. The view looks exactly the same today, just replace the British war ship with a Princess Cruise Line ship.



an actual 17th century Dutch print of Amsterdam ship building yards, judging from the buildings. Nice Flemish style frame 21" X 18" I'm asking \$100 plus shipping.



Rob Hendricks - fshendricks@yahoo.com

WSMS MEMBER SHIRTS FOR PURCHASE

Thanks to Bill Black, the Club has identified a source for WSMS shirts with an embroidered logo to be made available to the membership. We're looking at three items at the present time.

The first is a long sleeved twill shirt (55% cotton, 45% polyester twill) with stain release and wrinkle resistant fabric. The pricing varies slightly by size. There would be an embroidering fee for each shirt included in the final price. Pricing (per shirt and includes embroidering):

Small	Medium	Large	x-Large	2XL	3XL
\$23.24	\$23.34	\$23.34	\$23.24	\$26.24	\$27.74

The color is light blue. The WSMS patch will be embroidered on the left side. Here's a link to the shirt that we're looking at:

<http://www.4logowearables.com/cgi-bin/hw/hwb/chw-display->

[PLstyle.w?sr=M500&tColor=&hwCN=149148151154153150152&hwCNCD=149148151154153150152&hwST=1](http://www.4logowearables.com/cgi-bin/hw/hwb/chw-display-PLstyle.w?sr=M500&tColor=&hwCN=149148151154153150152&hwCNCD=149148151154153150152&hwST=1)

The second is a short-sleeved polo shirt (65/35 poly/cotton pique). Pricing is as follows (per shirt and includes embroidering):

Small	Medium	Large	x-Large	2XL	3XL
\$17.98	\$17.98	\$17.98	\$19.98	\$19.98	\$23.98

The WSMS patch will be embroidered on the left side. Here's a link to the shirt:

<http://www.4logowearables.com/cgi-bin/hw/hwb/chw-display-PLstyle.w?sr=M265&tColor=&hwCN=149148151154153150152&hwCNCD=149148151154153150152&hwST=1>

Our last suggestion is a white, crew necked T-shirt with our "coffee cup" log on the front. The pricing for this is based upon the minimum quantities ordered. Pricing is as follows:

Small	Medium	Large	x-Large	2XL	3XL
\$ 9.50	\$ 9.50	\$ 9.50	\$9.50	\$13.65	\$ 14.25

Here's a link to the shirt that we're looking at:

<http://www.4logowearables.com/cgi-bin/hw/hwb/chw-display-PLstyle.w?sr=G200&tColor=00&hwCN=149148151154153150152&hwCNCD=149148151154153150152&hwST=1>

The white t-shirt would have the following on the front (with the dates updated to 2019 and the tagline to read "90 years of Research and Artistry") :

If you would like to order any of the shirts, please send a note to me at:

Bill Black
WSMS
8380 Greensboro Drive, Unit 422, McLean, VA 22102

Please include your address, email address, and phone number. Your check for the total amount should be made payable to WSMS. The Club will pay the taxes and shipping costs for the shipment to get to me.

If you want your shirts shipped to your home address, please indicate that on your note and add \$10 to cover that cost. Otherwise I will distribute the shirts to our monthly meeting(s) Bill would like to receive your order by January 22, 2019. Bill will send all an email once he receives an estimated shipping date from the company.

=====

*For the Mutual Benefit in Model Ship Building; for the
Exchange of Ideas; and to Preserve for Posterity Scale Models
of Historic Vessels, we Associate Ourselves Together to Form
This Washington Ship Model Society*