

Newsletter of the Washington Ship Model Society

WSMS IS ON THE ROAD AGAIN!



Feel the Love - Old Dominion Open Model Show February 27th, 2016

SKIPPERS CORNER



As I write this I hope one and all are still basking in the afterglow of Santa, having been good little **WSMSer's** this past year. And, with the long winter nights and February snowmeggden you have been getting in some serious bench time. All of that will be necessary as we soon will be going on the road!

First up will be the Old Dominion Open Model Show 27 February. This is held at the Richmond International Raceway complex in Richmond. It is an easy drive down there. The Richmond IPMS puts on a good show, well attended with many good models and modelers in attendance. And the vendor section is first rate: time to fill that hole in your stash or pick-up needed paints, tubing, and other supplies.

The WSMS has become a much appreciated feature at the Show, along with the crew from Hampton Roads. To that end I still need a show of hands from those planning to attend or, if unable, might loan a model or

**SAY IT
AIN'T SO!!!
2016
ALREADY?**

Regular Monthly Meeting

Saturday, February 13, 2016

Walter Reed National Military Medical Center

- ✿ 8901 Wisconsin Avenue, Bethesda, MD
Canyon Conference Room
- ✿ NNMC is on the Maryland side of the Capital Beltway (I-495) in Montgomery County.
- ✿ From the Beltway, take Exit 34, Rt. 355, South, Wisconsin Ave. towards Bethesda, in left lane.
- ✿ Cross Cedar Lane, and continue to the first traffic light (Woods Road). Turn left into the Center.
- ✿ At the guard station, show ID, and inform the guard that you are here to attend the Washington Ship Model Society meeting. One of the club's members will be present at the gate until shortly before 10 AM Park in the America Garage.

two for the display table. So mark your calendar and plan for a very enjoyable day.

Attending model shows is one of our outreach activities; others include our website and Facebook page. Our many thanks to Carl Erickson and Brion Boyles for keeping our presence fresh and current. But they need material to post. We have some very clever fellows who produce amazing items for their models. Keep your camera/phone near the bench and document your work. Send that and a few words describing what you are doing to Brion and Carl for posting. Our followers/audience will appreciate the knowledge and encouragement you provide.

The Old Dominion Show will replace the Focus Group meeting for February. Despite weather challenges, Lou was able to host a January Focus meeting. His home may seem to be a bit of a drive (Stafford, VA), but well worth it. We all can envy his lovely work space and marvel at the sad, sad models he brings back to life. The Focus meeting for March, the 26th, will be replaced by a field trip to the National Archives in College Park. I'll host that. We'll go over the general layout and organization of the collection, look at a few of the finding aids, as well as see examples of the sorts of materials available (plans, photographs, text records). As we get closer to the date I'll ask for information that will facilitate registration and obtaining your Researcher Card.

But that takes us only to the beginning of Spring. We need potential hosts for April and May although the latter may be taken up by the Model Expo at St. Michaels.

So everyone to their benches!

Doug

9 JANUARY 2016 MEETING **MINUTES**



The Washington Ship Model Society regular meeting was held at the Hollin Hall Senior Center on 9 January 2016. The meeting was led by the Skipper, Doug Wilde. There were 17 members present. One new member,

Scott Allen, was voted in. Key discussion points include:

- The Nominating Committee is still looking for candidates, but should be able to present a slate for the bridge election in March.
- We agreed to continue to investigate the possibility of a Regional Workshop.
- Brion Boyles agreed to present a discussion on electrical lighting for models.
- We will continue to accept items for an auction in the future.
- Lou will host the focus group on 23 January. The Focus group for February will not be held as it coincides with the Richmond IPMS on 27 Feb (we have donated \$50 to that event). Doug Wilde is considering a March visit to the Archives.
- Contact Doug Wilde if anyone needs badges.

Attendees

<i>Doug Wilde</i>	<i>Doug Beatty</i>	<i>Vince McCullough</i>
<i>Bill Black</i>	<i>Larry Smith</i>	<i>Roger Frye</i>
<i>John Williams</i>	<i>Joel Labow</i>	<i>Rolf Thorensen</i>
<i>Larry Valett</i>	<i>Scott Allen</i>	<i>Peter Gutterman</i>
<i>Rick Yorczyk</i>	<i>Bruce Buchner</i>	<i>John P. Downing</i>
<i>Tim Rulon</i>	<i>Warren Yaun</i>	<i>Doug Beatty</i>

Ships Clerk, Doug Beatty, 22 Jan 2016

BRIDGE ANNOUNCEMENTS



Skipper

1. Bridge Elections - Reminder

Arghh Matey's! Our reliefs may be in sight! See the Nominating Committee report following.....

2. **IMPMS Richmond - Final call!**

Please plan to attend the Richmond IPMS Old Dominion Open 27 February. Link - <http://www.ipmsrichmond.org/contest.html/http://www.ipmsrichmond.org/contest.html>

The list of those planning to attend now includes:

Bruce Buchner	Larry Valetta
Vince McCullough	Peter Gutterman
John Williams	Larry Smith
Lee Hall	Lou Husser
Steve Husser	

1st Mate - On the recent colonial ship find in Alexandria..., I have a message in to the city archaeologist, who sounds like she's very interested in assisting with a WSMS visit, but we haven't yet connected directly--she's apparently only part time, More to come

Ship's Clerk - WSMS Badges & Coffee Cups

We are putting a list together and checking it twice!. If you are a member and need a badge please contact Doug Wilde and he will add you to the list for ordering. Also if you never received your WSMS Coffee Cup also let him know.

Purser - Dues Reminder

If you have not yet paid your annual dues please send them to:

John Reeder, WSMS Purser
PO Box 770 Great Falls, VA 22066

Or pay by Paypal: JFR1945@gmail.com

BRIDGE NOMINATION'S COMMITTEE REPORT

The nomination committee composed of our two past Skippers, Lou Husser and Bruce Buchner were able to, without resorting to flogging, encourage "volunteers" to run for all the Bridge positions with the exception of Purser. The candidates are:

Skipper – Dr. Joel Labow 1st Mate – Brion Boyles Ship's Clerk – Bill Black Treasurer – TBD

Duties related to these positions are contained in our By-Laws and are AS enumerated below:

By-laws Section V. Officers

- | | |
|--|---|
| <p>(a) The elected Officers of the Society shall be four (4) in number; Captain, First Mate, Ship's Clerk and Purser. In addition, the retiring Captain shall be known as Commodore until a new Captain is elected, with duties as mutually agreed upon.</p> <p>(b) The Bridge shall consist of the Captain, First Mate, Ship's Clerk, Purser and the Commodore. The Captain may appoint other members of the Society to serve as temporary members of the bridge to participate in the discussion of a particular matter.</p> | <p>1. The Bridge shall exercise general supervision over the interests and affairs of the Society, and shall establish/continue various standard operating procedures and policies not specifically covered by these Bylaws, subject to the approval of the membership where necessary.</p> <p>2. The Bridge shall be empowered to act on behalf of the Society in the interim between regular meetings and shall report all actions to the membership.</p> |
|--|---|

3. The Bridge shall meet as necessary and present its conclusions and recommendations to the membership for consideration and/or approval.
- (c) In addition to serving as a member of the Bridge, the duties of the Officers shall be as follows:
1. The **Captain** shall have general supervision over the Society, preside at meetings, call special meetings and appoint committees.
 2. The **First Mate** shall, in the absence of the Captain, perform the duties of the Captain. In addition, the First Mate shall function as the Program Chairman, coordinating the schedule of programs for future meetings.
 3. The **Ship's Clerk** shall keep minutes of all meetings, attend to correspondence and report all matters of interest to the Captain and the membership. The Ship's Clerk shall also be responsible for notifying the membership of the monthly meetings which may be in the form of a newsletter prepared by the Clerk or by a Newsletter Editor, and distributed as appropriate.
 4. The **Purser** shall collect and disburse all monies of the Society and render a report of the finances at each regular meeting. He/she may open a Society checking account for routine expenses, and a secure savings account for any excess funds. His/her books and records shall be audited at the end of each fiscal year. The Purser shall maintain an up-to-date roster of members (paid and unpaid) and furnish it periodically to the Ship's Clerk.
- (d) The Nominating Committee will be composed of the three previously elected Captains (termed Commodores) still in good standing. The Senior Commodore will oversee the committee's formation and announce its appointment at the regular meeting in April of each year. The committee will be responsible for developing a list of nominees for officers for each Bridge position. Candidates provided by the Nominating Committee will be proposed to the membership at the regular meeting in May to which will be added any additional nominations from the floor. All candidates must be in good standing with respect to dues. Election of Officers will be conducted at the regular meeting in June. Each Officer must be elected by majority vote of all Active Members present.
- (e) The term of office for each Officer shall be one (1) fiscal year. An individual may serve only three (3) terms in succession in the same office. Due to the desirability for continuity in the office, a waiver of the succession rule may be granted by the membership for the Purser and/or the Ship's Clerk, if the member in office is unopposed at the time of elections.
- (f) In the event that an Officer resigns from his/her position during the term of office, a successor may be elected at the next regular meeting by nomination from the floor.
- (g) Special Mates may be appointed by the Captain on a permanent basis for duties such as historian and Web master, and on a temporary basis for duties such as exhibit and special function chairs.

WSMS CALENDAR OF EVENTS

2016 Planning Calendar

Send updates to Lynx Editor at: LBHusser@verizon.net

<p style="text-align: center;">JANUARY</p> <p>Jan 9 - Regular Meeting <i>Alexandria, VA</i> Jan 30 - Focus Group <i>Lou Husser Stafford VA</i></p>	<p style="text-align: center;">FEBRUARY</p> <p>Feb 13 - Regular Meeting <i>Bethesda, MD</i> Feb 27 - Richmond IPMS Old Dominion Open</p>	<p style="text-align: center;">MARCH</p> <p>Mar 12 - Regular Meeting <i>Alexandria, VA</i> Mar 26 - Focus Group Meeting at National Archives</p>	<p style="text-align: center;">APRIL</p> <p>April 9 - Regular Meeting <i>Bethesda, MD</i> April 23 - IPMS Northern Va. Model Classics <i>(No Focus Group Mtg)</i></p>
<p style="text-align: center;">MAY</p> <p>May 14 - Regular Meeting <i>Alexandria, VA</i> May 30 - Maritime Model Show, Chesapeake Maritime Museum, St. Michaels, MD</p>	<p style="text-align: center;">JUNE</p> <p>Jun 11 - Regular Meeting <i>Bethesda, MD</i> Jun 25 - Focus Group, <i>location TBD</i></p>	<p style="text-align: center;">JULY</p> <p>Jul 9 - Regular Meeting in <i>Alexandria, VA</i> Jul 30 - Focus Group <i>Location TBD</i></p>	<p style="text-align: center;">AUGUST</p> <p>Aug 13 - Regular Meeting <i>Bethesda, MD</i> Aug 27 - Focus Group, <i>location TBD</i></p>
<p style="text-align: center;">SEPTEMBER</p> <p>Sep 10 - Regular Meeting <i>Alexandria, VA</i> National Capital Model Soldier Show Sep 24 - Focus Group <i>Location TBD</i></p>	<p style="text-align: center;">OCTOBER</p> <p>Oct 08 - Regular Meeting <i>Bethesda, MD</i> Jun 25 - Focus Group, <i>location TBD</i> Oct 31 through Nov 2 - Sultana Downrigging Weekend, Chestertown, MD</p>	<p style="text-align: center;">NOVEMBER</p> <p>Nov 12 - Regular Meeting <i>Alexandria, VA</i> Nov 19 - Focus Group <i>Location TBD</i></p>	<p style="text-align: center;">DECEMBER</p> <p>Dec 10 - Regular Meeting <i>Bethesda, MD</i> No Focus Group Meeting in December</p>

Notes:

- Regular monthly meetings are always on the 2nd Saturday of the month and rotates between Alexandria (even months) and Bethesda (odd months). Focus meetings are always on the 4th Saturday of a month at a volunteer's home
 - There are of course exceptions to the foregoing such as when an event (ex. IPMS) may displace a meeting. Normally, if it is a regular meeting that may be affected, we will hold the meeting in conjunction with the event in an arranged set-aside room. If a focus meeting is impacted we just let the event serve as the focus meeting.
- There are currently about 4 regularly occurring events that we participate in each year. These are:
 1. - IPMS Richmond - February <http://ipmsrichmond.org/contest.html>
 2. - IPMS Northern VA - April <http://www.google.com/#safe=active&q=ipms+northern+virginia+model+classic>
 3. - National Capital Model Soldier Society Show - September <http://www.ncmss.org/>
 4. - Chesapeake Bay Maritime Museum model Expo - usuallyly May, but now likely in October
 - <http://www.cbmm.org/modelexpo/index.htm>

UPCOMING SPECIAL EVENT FOR FEBRUARY

*Old Dominion
Open Model Show*
February 27th, 2016,
Richmond International
Raceway complex
www.ipmsrichmond.org



*What happens when over 230 awards meet 600+ models?
The Old Dominion Open • www.ipmsrichmond.org
A New Season of Excellence in Scale Modeling Begins on February 27, 2016*

MEMBERS NOTES

*A column where members can contribute any notes or recommendations pertinent to ship modeling
Send comments to Lou Husser at LBHusser@verizon.net*

Source for Bargain ship model kits - I was rummaging around on the internet, and my wife Julie introduced me to shopgoodwill.com. It is what it sounds like; Goodwill with an ebay like flavor. They have a crafts and hobby section link on the main page, which then leads you to model kits, sewing stuff (???) and something else. If you click on the model link you will see what people donate to goodwill. You have to scroll through the donated model cars, and occasional (WHAT!!!) models, but eventually you come across things of interest. There are numerous model ships on there that have not been started with plenty of wooden kits, as well as the occasional plastic kits for sale. It is like Ebay so you do have an auction. But I was able to get a 1/350 OHP frigate for 5 bucks, with shipping at 15 bucks. Some

are already built, but I can't really tell if they are actual real kits, or some cheap sweat shop builds.

Some of the wooden ship kits look incredibly old, as well as some that are incredibly detailed and are quite expensive on the open market. So this could be a cheap source of hard to find kits.

Steve Husser

Check out this link!

<http://www.modelingmadness.com/review/misc/v20mm.htm> It is a description of an incredible model of an Oerlikon 20MM AA gun as it would have appeared on PT-109's stern.

Bruce Buchner

January Focus Meeting a Delayed Success -

Despite having to cancel the Focus meeting scheduled initially for the 23rd of January due to the blizzard (2nd time that's happened to me), I held it the next week

with a good turnout despite being all the way south in Stafford. Attendees included:

Charles Huet Larry Smith Bruce Buchner
Steve Husser Ranny Robertson

MODELING TIPS & TECHNIQUES

Tip #1 – “Dollar Tree” Modeling Supplies – Courtesy of Joel Hamm and extracted from Modeling Madness website (<http://modelingmadness.com/index.htm>)

Modelers with a stack of one-dollar bills can stock their supply larders without bothering their budget.. Just a few of the goodies 100 pennies will buy: hobby knife sets, 3-paks of liquid and gel cyano-glop, indestructible sanding sticks (nail care dept), sandpaper, an assortment of cleaners, and an endless array of snap-top Tupperware thingies for storing spare parts, decals, and such.

Tip #2 – EZ Conversion of cheap Dollar Store Powered Toothbrushes to Sanders – Courtesy of Joel Hamm and extracted from Modeling Madness website

Three different types of battery powered electric toothbrushes can periodically be found at the “Dollar Store.” Each can be converted, with minimal fuss, into a detail sander for getting into those hard-to-reach-without-doing-collateral-damage crevices. Each promises its own application.

One model vibrates indiscriminately; another has a brush head that oscillates along the longitudinal axis, the third has a small round “Sonicare” – type head that rotates back and forth perpendicular to the body. Their modification consists of slicing off the bristles, filing off any remaining stubble, then attaching a piece of wet/dry sandpaper with foam mounting tape. I extended the vibrator and oscillator by gluing on pads cut from a rubber eraser. On the “Sonicare” brush head I added an extender “foot” cut from thick plastic card. This stretches the reach as well as the linear Extent of its arc.


Each sander action has a particular best application. Vibration is indispensable for cleaning up small parts such as prop blades. Oscillation works well on larger jobs such as smoothing fuselage or hull seams. “Sonicare” type rotation, particularly with the extender foot, gets into tight joint lines. It also correct paint or surface imperfections tucked inside a panel or rivet line. All work well polishing transparencies.



Tip #3 – Courtesy of Bruce Buchner

Makes model rope and is called a Power 4-Ply Cord Maker & Fringe Twister. In two steps it twists the individual cords and then in a follow-on step, twists them into rope. Amazon has it for \$33.00. See

<http://lakis.com/catalog/>



Tip #4 – Fine Scale Modeling (Submitted by Steve Husser)

I found this while researching my constitution build. Here's a little trick for making miniature cannon balls. See: http://cs.finescale.com/fsm/modeling_subjects/f/7/t/146977.aspx?page=4

Get hold of some brass wire. (The thickness doesn't matter much; start with .020" and proceed by trial and error.) Chop the wire up into pieces of precisely equal length, scatter them around on a fireproof work surface, and hit them with a small torch. When the brass gets hot it will form itself into a tiny sphere. You can change the size of the shot by varying the diameter and/or length of the wire. As soon as it cools off, drop the shot into a container of chemical blackener (such as Blacken-It). The result, for the work of ten minutes or so, will be a full outfit of shot.

SHIP MODELING NEWS


Hampton Roads Naval Museum Lego Shipbuilding Event

Our fellow modelers associated with the Hampton Roads Naval Museum are hosting their annual "Brick by Brick: LEGO Shipbuilding Event." Their partner for the event is the Naval Historical Foundation. Some of the ship you can build are: USS Monitor, USS Seawolf, USS Cumberland, USS Liberty, USS Gettysburg, USS Maine, USS Harry S Truman, USS Wisconsin, USS Zumwalt, CSS Virginia (Courtesy HRNM/Don Darcy)

The museum has expanded the event's space by moving the event into the Half Moone Cruise Terminal adjacent to the museum. That has allowed them to add extra activities, including a stronger focus on Lego robotics.

LEGO Shipbuilding has become their signature event, averaging over 2,000 visitors.

The event is FREE! - See more at: <http://www.navyhistory.org/2016/01/a-look-at-the-2016-hrnm-lego-shipbuilding-event/#sthash.yxKz4Odf.dpuf>



MEMBER ARTICLES

A Method for Making Airport Eyebrows

By Joel Labow

I am currently in the process of scratch-building the 1886 protected cruiser, USS Newark. This is the method I came up with for making airport eyebrows for my model.

1. Select a drill that is slightly larger than the air-port.
2. Drill small pieces of 0.005" of styrene sheet, see Figure 1.
3. Next reverse the drill and insert into plywood pinning a piece of the 0.005" sheet. See Figure 2.
4. Get styrene strip in size X by X and X by 2X (0.020" x 0.020" and 0.020" x 0.040" works in 1/96 scale).
5. Wrap the 0.020" x 0.040" strip in a semicircle around the drill shaft and glue to the 0.005" sheet. Hold with reverse acting tweezers until dry, Figure 3.




FIGURE 3

6. When the first strip has bonded with the sheet repeat the process with the 0.020" x 0.020" strip, Figure 4

Trim away the 0.005" sheet from around the curved end of the assembly. Leave the other side as a handle, figure 5.



FIGURE 5




FIGURE 1




FIGURE 2




FIGURE 4

7. Remove the upper semicircle. The tool shown is a Northwest Short Line "Chopper" but it would be easy to make a simple jig. The goal is to remove the same arc each time..., figures 6 & 7



7




FIGURE 7


Voila! I

once I got my technique down.

was able to make 20 eyebrows in about 2 hours



8 USS NEWARK C-1



Plans for My First Stick & Strings Model – The Revell USS Constitution Kit

By Steve Husser

I can't just open a model, and start at step 1 and finish at step "whatever" as per the instructions. I always wind up rebuilding a part because I don't like how the kit piece looks, add wiring, lights, or as the British call them Greeblies.

I already plan on rebuilding the spar and gun deck from laminated evergreen .080 inch slated stock, extending the mast through the spar deck down through the gun deck, adding the internal framework on the gun deck (I know it is hard to see, but when I add the flickering lights it won't be). Add planking to the inside of the bulwarks. Rebuild the at sea captain's cabin for a lived in look. Build up the gun deck to have a used look. Build the internals on the aft hull extensions, (which the port side is actually a head, or facility since it is not on the head of the ship). I will replace all of the blocks with wooden ones that are threaded....the list goes on and on. I have been using many of these past nights researching what I can do to put it at the top of my game.

I've practiced how to replicate a worn deck so that it looks used, and also trying my hand at making aged copper plating. Not happy with it yet, so I will try another way as per a youtube video if I can find it again. Before I finish I want to buy aftermarket sailors to inhabit the decks and rigging....., Just a few things?



WSMS MEMBER MODELS PHOTO PAGES

The World Wonders WSMS People!!??!

Pul-ease send me some pictures!

This page is the opportunity to show your stuff

A Few From the Archives



**Need One??
See Doug**



**Warren Yuan's
award-winning diver**




**Lou & Charlie
(photographer)
discover a model shop**

WSMS's Most Prolific Modeler

WAYNE WILSON

We Salute You!



Classifieds

Wanted: *A Model Shipways solid hull kit of the Essex (Grand Banks) Fishing Schooner Benjamin Latham*
Contact: Lou Husser LBhusser@verizon.net

Newsletter Ad Policy

Members may submit as many ads as they choose for printing in the Lynx. They may be either want or for sale ads and should normally be limited to a 100 or less words. Non-members may also submit one ad to a monthly newsletter