

Newsletter of the Washington Ship Model Society



WSMS Bridge Candidates' Debate Postponed

No Nominations Yet Mateys!!!!

SKIPPERS CORNER

Thanks to all the members who had signed-up for the Marine Model Expo at St. Michaels that was cancelled in anticipation of nasty weather. We now however have a break from attending shows until February when we will travel to Richmond for the Old Dominion show. With the longer evenings we should be logging more hours at the work bench and have new models, or even better, finished models to exhibit next year.

At our October meeting during the "Business" portion, Brion Boyles announced that he has taken our Facebook presence under his wing; which is very much appreciated. Vince apprised the group of the many modeling face book pages, both by individuals as well as organizations.

The potential for a Mid-Atlantic Meeting was discussed. I suggested the Calvert Marine Museum (CMM) might be a venue. They have the Solomon Island Model Boat Club and Patuxent Small Craft Guild. Lou and I will discuss the idea with CMM. This is too good an idea to just wither away.

It was pointed out that sending e-mail announcements and THE LYNX possibly could expose everyone's e-mail address to nefarious cyber bad-actors. In the future, when an email blast to the members is transmitted, we will endeavor to tuck the e-mail addresses in the bcc line so they will remain hidden. Some asked if the e-



DECEMBER MONTHLY MEETING

Saturday, December 12 2015

The meeting location is: Hollin Hall Senior Center, 1500 Shenandoah Road, Alexandria, VA 22308

Meeting Directions:

- . From the beltway go south on Route One. Turn left onto Fort Hunt Rd. Head south about 3.5 miles to Shenandoah Road. There will be a Shell Gas station on the near corner and the Hollin Hall Shopping Center sign on the far right corner.
- . Turn right on Shenandoah Road and proceed to the driveway on the right just beyond the 7-11. Enter the center by the door under the green roof. Turn right; take elevator to 2nd floor, turn left, go to end of hall, turn right and go down the corridor to room 213 or 217.
- . From the south turn off Route One to the right at Sherwood Hall Road. Continue past the Library about a mile to Fort Hunt Road. Turn right on Fort Hunt Road and head south to the gas station noted above.

Santa & Visitor's Always Welcome!

mail member's list be distributed to the membership but further discussion concluded that if you want the - mail list just ask Lou or myself and we will forward or send as a hard copy.

Various pleas are in need of your attention; first for Focus Group hosts; next photos and text or other materials for our newsletter, website and facebook page; and, "How to" and "tricks of the trade." During October's Show 'n Tell....., Peter showed the continuing progress he is making on the "Chasseur," a successful War of 1812 American privateer commanded by Captain Thomas Boyle. The 5/32 model is based on the hull form of the Pride of Baltimore II. Peter also knows what he will build next: Martha from the kit out of St. Michael's. There ain't nothing wrong with models of Drake Tails! Lou brought a most interesting repurposed tool: a photo easel purchased at a church sale. He'll use it as a cutting guide for thin stuff: wood or plastic card. He also described the history of his current restoration project: a mid-19th century cargo ship. The builder of the model was a former sailor from the Graf Spee, who stayed in Argentina.

Bruce had some new tools, the most interesting being a knife-edge reamer; quite useful and very sharp (See the picture in the "Tips" section. He also passed around the new Warship Pictorial on the ALASKA. And, there was the most recent item from his 3-D printer, a corner clamp. (I wonder how many spools/pounds of plastic he has gone through.)

Tim Rulon had a wonderful half hull model, with sails, of the Blue Jay one design. Like Peter, Tim has his next project picked-out: Duma's Lightning kit.

Carl Erikson brought in a number of new (to him) old books. He also showed the progress made on his Fatherland 1:600 paper model. He is at the detailing stage, railing and fabricating ventilators out of styrene rod and small punched disks.

Joel Labow showed great progress on his Newark. That model becomes lovelier with each addition. Next up is plating and gun sponsons. He will use vinyl tape for the plate runs but not individual plates even though he has expanded plate drawings. He does, after all, want to finish it in his lifetime. Have a great Thanksgiving and see you at the December meeting!

Doug

Minutes - November Meeting



No minutes recorded



Bridge Announcements

Skipper - WSMS Elections Past Due

Please....! We are falling farther behind on this. WSMS needs a slate for the Bridge. Please consider running or nominating candidates! Provide your inputs to the nomination committee;

Lou Husser

Bruce Buchner

Joel Labow

We need to groom some fresher bodies!

1st Mate - Volunteer Hosts Needed!

Although Lou will host the January meeting, we need more of you to step up. December is open and every month from February on as well. These informal sessions are always great for seeing where our members create their models, discover an individual's interesting tools and jigs, as well as never before seen models. So **Please**, step forward! Previous hosts can testify that we're all housebroken.

Treasurer - Dues Reminder

If you have not yet paid your annual dues please send them to:

John Reeder, WSMS Purser

PO Box 770 Great Falls, VA 22066

Or pay by Paypal: JFR1945@gmail.com

Ship's Clerk - WSMS Badges & Coffee Cups

It's been a long time since we last ordered badges. If you are a member and need a badge please contact Lou Husser and he will begin a list for ordering. Also if you never received your WSMS Coffee Cup also let Lou know.

LBHusser@verizon.net



Calendar Of Events

Cabin Fever Expo 2016

Model Engineering Show & Auctions

January 15-17, 2016

Lebanon Valley Expo Center

80 Rocherty Road

Lebanon, PA 17042

The Largest Show Of Its Kind in The Country!

Includes Auctions, Vendors, Exhibitors, Consignment

Sales Area

Old Dominion Open Model Show

February 27th, 2016,

Richmond International

Raceway complex

www.ipmsrichmond.org

See IPMS invitation in



News section

November 1, 2015

Dear Washington Ship Modelers Society,

I hope this letter finds all the good folks of U.S.S. WSMS well, and in good cheer as the holidays are just around the corner, and shortly there after comes the start of a new modeling season. Since this past spring, the ODO Committee has been busy with its upcoming February 27th, 2016, Old Dominion Open Model Show to be held at the Richmond International Raceway complex.



Right now, everyone can go to www.ipmsrichmond.org, and pull up the 2016 "ODO" brochure for all the details on the categories, rules, vendor, and trophy sponsorships, it is all there for everyone to review.

We have increased the number of categories from 62 to 67, and there will still be "generous splits available" for 2016. Also, all previous model winners are now eligible to be entered, except for those previous ODO, Region 2 and National Convention. In short, we can't wait to see *all those other regional winners* as well!

Though it is only November 1st, Bob Walls, our ODO Vendor Coordinator, is already receiving reservations for 2016 vendor tables! We still anticipate approximately 40 plus vendors, spread out over 140 tables. Yes vendors, we are pairing back the number of tables by approximately 10%. Sign up early folks.

As of this spring, all 20 manufacturers, and business sponsors from this year's ODO are committed to the 2016 ODO raffle, and everyone knows what that means!

Now comes the challenging part of this effort, solicitation of financial support for the 2016 ODO. Last year, your club was generous in underwriting \$50.00 worth of trophy sponsorships. We remain hopeful that we can continue to count on your generosity once again. Any contribution your club can afford to help alleviate the financial strain associated with the ODO would be greatly appreciated to say the least. For more details on sponsorships, please open the other "attachment" associated with this introductory email.

If the above is not within your clubs means, take heart for the most important thing you could do for the 2016 ODO is just be there, and bring your modeling friends too!

We thank you kindly for your time, and thoughtful consideration. Have a safe and joyous Holiday season one and all.

With the warmest regards,

Chazz Klanian
csklanina@verizon.net
IPMS Richmond


A Visit to the Barcelona Maritime Museum, August 2015

By Larry Vallet

For any model shipwright traveling through Europe, one historic and important site to see is surely the Barcelona Maritime



Museum, located just near the water's edge in Barcelona, Spain. This past summer, my wife and I had a chance to take a Mediterranean Cruise for two weeks with the last port of call ending in Barcelona. We spent an extra 4 days there, and had a great time with lots to do and see. As always when I travel, I made it a point to visit one of the World's foremost maritime museums while I was there. The museum has several model displays of historic and modern ships, a full scale replica Galley, research and archive facilities, and a unique section specifically focused on the popular sport of surfing in Spain, with displays, video, and handcrafted surfboards to attract the younger generation! Interestingly, an ancient Roman graveyard is unearthed in the middle of the museum.



What makes the museum special and of historical importance is that it is housed within the ancient Royal Shipyard facilities, commonly known as the "Drassanes", which are massively large fortress warehouse facilities made of stone where Galley ships were once constructed along with all other facets of ship construction and outfitting since the 13th century. The shipyard was of strategic and economic importance to nearly 400 years of Spanish naval sea power.

Published sources indicate the Barcelona Royal Shipyard is a shipyard and former military building of Gothic architecture built during the 13th century under the rule of Peter III of Aragon. During excavations in 2012 it was discovered that in the late 16th century a new building was constructed on top of the old

medieval dockyard, giving the building its current structure. The excavations also uncovered a Roman graveyard which sits in the middle of the museum. The shipyard's restoration was finished in early 2013. The Museum was reopened in 2014. While we were there, some construction in the outer areas and other ancient wings called "naves" was still underway.

From the beginning the aim of the shipyard was to build the galleys for the Aragonese Armada. The shipyard was also a naval arsenal, which was used to store galleys



and all the rigging and apparatus needed. The arsenal also produced a great deal of material, both sails and cordages for the ships and arms for the men. Naval arsenals of the time, normally, had to produce and store food also.

After the 1381 renovation, the building had eight naves, 8.4m high and 8.4m wide. The naves were, approximately, 60m long, consisting of 17 columns 77 cm



wide and 6 m high. During the rule of Alfonso V of Aragon, the

shipyard experienced its highest activity. In 1423, twelve galleys were built simultaneously. In 1571, the royal galley of John of Austria, commonly known as the



Real, was built at the shipyard. This galley was the flagship at the

Battle of Lepanto which took place on October 7, 1571 when a fleet of the Holy League, a coalition of European Catholic maritime states arranged by Pope Pius V, decisively defeated the fleet of the Ottoman Empire on the northern edge of the Gulf of Corinth, off western Greece. In the center of the museum, there is a full scale reproduction of this galley accompanied by a smaller, 1:24 scale model version in fine detail.

The trip and visit were well worth it and I would encourage all WSMS members to look it up online if unable to visit in person.

A Visit to the Musee National de la Marine, September 2015

By John Downing

i was lucky enough to travel to France by ship this past summer. While there I visited two French maritime museums. The first was "The Cité de la Mer" in Cherbourg, the port at which my ship arrived. This Museum had lots of underwater scientific craft, and an "immersive" exhibit on the Titanic. It is located in an old train station that served also as Cherbourg's ocean liner dock.

I was also lucky enough to also visit the Musée National de la Marine (National Navy Museum) which is located in the Palais de



Chaillot, Trocadéro, in the 16th arrondissement of Paris. According to google maps this building is about 200 meters (700 feet) long. It is located directly across the Seine River from the Eiffel Tower. There is a LOT to see. I spent maybe three hours there. The Musée National also has annexes at Brest, Port-Louis, Rochefort (Musée National de la Marine de Rochefort), Toulon and Saint-Tropez.

Nearby, at the Jardin du Luxembourg (a city park), pond model



yachts can be rented.

The museum's permanent collection originated dates back to Louis XV! The first thing you see as you enter the Musée National is Napoleon's Canoe which is lovingly as well as beautifully



restored. No emperor should be without a canoe like this one! Other major artifacts and displays included salvaged parts of the poop area from the galley "Reale". There are also numerous very large maritime paintings (10x15 feet or so) of various harbors and such. There is even a display showing how the French during Napoleon's middle eastern excursion engineered the transportation of a large, war booty obelisk from Egypt to Paris.

The museum has an incredible array of fantastic

models. The "Surcouf," a French submarine built in December 1927, and commissioned in May 1934 was my favorite. She was named after the very successful French privateer Robert Surcouf and was the largest submarine ever built until surpassed by the first Japanese I-400-class submarine in 1943.



This unique ship had a pair of 8 inch guns. I spent a fair bit of time sitting on the floor staring at this thing, as the cutaway feature made it feel real. I could imagine myself living here, cause you could see the bunks, galley, bathrooms (heads), etc. Also can be seen is a model repair workshop where somebody has a dream job!



WORKSHOP VIEW OF THE EIFFEL TOWER

As one continues to walk around you can encounter a model of the very odd Russian round monitor "Novgorod." I have no clue as to why it's in Paris!? Other displays included a French carrier, the Charles de Gaulle;



A row of WW2 battleships - the Richelieu, Jean Bart, Dunkerque, and a cruiser; a group of Ocean Liners, including the France. There was also an interesting ironclad and a paddlewheel-monitor. Unfortunately I forgot to record the names! If you ever get to Paris this a must see stop for any WSMS worth his salt!



November Focus meeting report

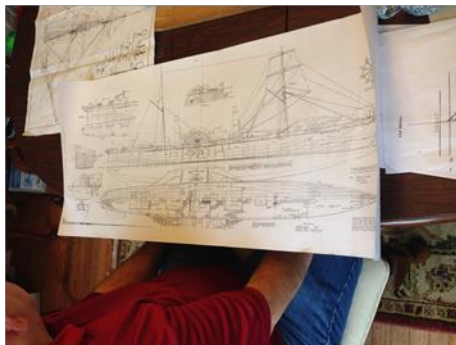

By Host, Larry Vallet

I was very happy to be able to have hosted the November 28 focus group at my house. Although I am somewhat far out for many members the turn out was god with Doug Wilde, Peter Gutterman, Vince McCullough, Steve and Roger Fryemaking the trip. We had lots of room, coffee and food, and plenty of ship stuff. I even invited folks to stick around for afternoon movie with nautical theme!!



The group was able to see the progress I am making on my scratch-build Fair American. Roger brought his Chesapeake Oyster Buy Boat that he is making great progress on scratch-building. Vince brought plans of the As at every Focus meeting the group was able to visit my work shop as well as lend a critical eye looking at my other completed models. We Had a great 3 hour discussion on variety of topics including hearing about Roger's significant research efforts. Bottomline; a good time was had by all including wiping out my coffee and pastries!!

FOCUS MEETING PICTURES



MEMBERS NOTES

*A column where members can contribute any notes or recommendations pertinent to ship modeling
Send comments to Lou Husser at LBHusser@verizon.net*

- Plan to talk with staff at Calvert Marine Museum and move the Mid-Atlantic workshop forward.
Contributed by – Doug

MODELING TIPS & TECHNIQUES

Tip #1 - "Mark Twain" Riverboat - Courtesy of Burt Goldstein, member of the Ship Models Association, CA
A free cardstock model depicting the riverboat in Frontier land at Anaheim's Disneyland is available at www.dinseylandexperience.com it includes the model parts and instructions. The detail is considered amazing and that the model will hold its own with any other type of model. The riverboat has three decks, 12 stairwells, as well as the control room and anything else you can see on the actual steamboat located at Disneyland.

WSMS MEMBER MODELS PHOTO PAGES



JOEL LABOW WORKING ON HIS SCRATCH BUILT USS NEWARK



**PETER GUTTERMAN DEMO'ING HIS BEAUTIFUL
SAILMAKING SKILLS**

Classifieds

Trying to find Information and dates for a sailing ship "Owen Glendower" (most likely a Blackwall Frigate) which (may have) went down off Madagascar, drowning my ancestor William Timbs, (an officer?), and his wife (Ann Hart). If you have any information on her fate would you please drop me a line at:
edwin@ridout.net

Newsletter Ad Policy

Members may submit as many ads as they choose for printing in the Lynx. They may be either want or for sale ads and should normally be limited to a 100 or less words. Non-members may also submit one ad to a monthly newsletter