

Newsletter of the Washington Ship Model Society

For the Mutual Benefit in Model Ship Building; for the Exchange of Ideas; and to Preserve for Posterity Scale Models of Historic Vessels, we Associate Ourselves Together to Form This Washington Ship Model Society

WSMS Members Attending Oxford!!




SKIPPERS CORNER

I would like to thank the members for the great turnout at the recent national capital model soldier Society meeting. Although attendance and vendors present appeared to be slightly less than in prior years, we still had a great time and had the chance to lighten our wallets on great tools and supplies.

I had hoped that we would have had an equally good turnout at the Eastern shore Maritime Museum Model Expo in October but fell a little short, especially on the 2nd day. Our display area was in the boat shed and turned out to be a relatively great area with lots of visitors stopping by

Finally I would like to continue our series of **presentations on products and techniques that our** members are using to solve modeling problems and forge new pathways! Please submit ideas for presentations at meetings or articles for the Lynx to me or Lou or anyone on the bridge. Hopefully now that fall is here we will get to spend more time in the shop!

SEPTEMBER 2016 MEETING MINUTES



The September meeting was held at Thomas Edison High School in Alexandria, VA in conjunction with the 55th Annual National Capital Soldier Show.

The business meeting was relatively short. We had four display tables in the show.

November WSMS Meeting **Saturday, Nov 12, 2016**

THE MEETING WILL BE HELD AT THE
OXFORD COMMUNITY CENTER
DURING OUR PARTICIPATION IN THE

IF YOU ARE PLANNING TO ATTEND
THE SATURDAY, 12 NOVEMBER
WSMS MEETING, IT IS BEING HELD
IN OXFORD MD IN CONJUNCTION
WITH THEIR ANNUAL MODEL BOAT
SHOW

DIRECTIONS TO THE
OXFORD COMMUNITY CENTER
AS YOU COME DOWN THE OXFORD
RD. INTO TOWN, OCC IS ON THE
LEFT, NEXT TO THE FIRE HOUSE
VISITOR'S ALWAYS WELCOME!



Attendees were:

Joel Labow	Vince McCullough	Lon Heidler
Charlie Bingay	Ken Fine	Bruce Buchner
Lou Husser	Rolf Thoresen	Carl Ericsson
Warren Yuan	Bill Black	

Joel opened the meeting with a discussion of upcoming events that the Club is participating including show at the Chesapeake Bay Maritime Museum at the end of the month. Several members signed up to participate.

Lou Husser is looking for Jutland era models for display at the Army Navy Club in Washington, DC for their upcoming seminar on the battle. The seminar will include a panel discussion. Noted author Norman Friedman will be there participating as a panel member. His book on Naval Weapons Systems will be available for purchase.

First time visitor Ken Fine discussed how he got into ship modeling. This led into a discussion about planking

and the use of various tools such as a soldering iron, bender, and using a microwave to shape planking using a #10 coffee can.

Bruce Buchner brought several 1/350 scale figures for show and tell. He also brought a newly purchase Army harbor tug model kit.

Vince McCullough discussed his model project involving the civil war blockade runner, "Hoke." He recently purchased "Hydraulics of Shipbuilding" published in 1866 which contains lines and line drawings of several ships including Victoria & Albert and HMS Warrior among others.

The meeting adjourned shortly thereafter to the Show floor.

(NOTE – No Minutes for October Meeting.

Clerk was on leave)

BRIDGE ANNOUNCEMENTS



Skipper – I would like to encourage all Bridge members to attend the November meeting since we haven't recently had a bridge meeting. If we have time I will again try to give my presentation on my New England ship model trip.

1st Mate – We have achieved a minor landmark moment, in that our Face Book page has surpassed 400 followers. These are people who "like" our page and are alerted to any new information we post.

I also "share" our posts with several other Facebook pages (which credits and links our page to the foreign page), so that those folks can also become aware of what we have to offer. We have had as many as 3500 viewers PER DAY visiting our page in this manner.

We also have a prospective new member who learned of us thru the Facebook page....welcome to JAMIE LUNSFORD....!

Ship's Clerk – I have received the name tags from the vendor. I plan to attend the next several regular club meeting at least through February 2017. I will have the name tags with me as well as coffee mugs for distribution at each meeting.

If you're not able to attend, I'm willing to mail the name tag to you at your home address. If you want this option, please respond and send me your mailing address. I'll try to get them out within the next week in a small padded envelope for protection. I'll ask for a tracking number from

USPS. Please send me an email so I know you've received the name tag.

Model Society, Attn: Erickson, 580 Russell Ave.,
Gaithersburg, MD 20877.

Purser – Financial Report Summary

The report has been provided to the Bridge. Highlights of the report are that we are currently very sound financially, we could even consider reducing the dues unless expenses are more than show on the budget such as having to pay for meeting space in the future. Interest rates are so low, that continuing to invest some money in CD is not worth it.

Paid membership for this year is 25 members, down from last year at 30 members. Are only real fixed expenses are our website, which runs about \$185 a year for web hosting and domain fees All other expenses are really discretionary; such as donations to historic ship preservations, coffee mugs, name tags, a camera to make YouTube "how to"s etc.

Reminder for those who have not paid the annual membership dues for Fiscal Year July 2016 through June 2017 of \$20 yet. Please mail a \$20 check payable to Washington Ship Model Society to: Washington Ship

Commodore Wilde – Nothing to report

WSMS Webmaster Recently photos of models by Peter Gutterman and Brion Boyles have been added to the website. But the website needs more photos of member models with brief descriptions. Send your contributions to webmaster@dcshipmo.org < Caution-mailto:webmaster@dcshipmo.org for posting.

Lynx Editor - Members are encouraged to assist with the newsletter by sending him material that can range from a complete article with pictures to tips, websites, pictures of their work, interesting events..., Note: if any of the material is gleaned (not plagiarized) from other sources, also provide information for the source so appropriate attribution can be made. Also, if any member is looking to sell our purchase a ship-model related item consider using the Lynx's "CLASSIFIED ADS." It's free to WSMS members.

WSMS MEMBER'S SCUTTLEBUTT

A Member contributed column on most anything pertinent to ship modeling

Send comments to Lou Husser at LBHusser@verizon.net



Last shipwreck' from WWI's Battle of Jutland found
<http://www.foxnews.com/science/2016/09/22/last-shipwreck-from-wwis-battle-jutland-found-near-norway.html>

Bruce Buchner

https://www.google.com/maps/d/viewer?mid=1x7Q2wEHD_NV-5MeFWcWB2BRH97Y

Bruce Buchner

Sunken Warships Site

This website shows you on google maps where all the warships sunk in WWII are located. Really interesting.

Focus Meetings

we have been slipping lately on holding the monthly. If you can hold one be sure to let our 1st Mate know so that he can get you on the schedule!!!

Lots of Great Waterline Models!

http://www.modellmarine.de/index.php?option=com_imagebrowser&view=gallery&folder=zeiskam16-01&Itemid=55

Bruce Buchner

WSMS Auction Heads Up!

We normally hold them every 3 years or so once enough auction material is available. We are nearing that level now. Assuming we use the same pattern, I expect we will hold it in January or February. The venue will likely be at a restaurant/pub with a private room we can reserve. Most of the reading material (books) will be pre-priced. Last time we 1st looked up on Amazon what they were going for 2nd hand; took that price and cut it in half. So a book that sells 2nd hand on Amazon for say \$5.00 would be placed on a table and marked for sale at \$2.50. Generally most magazines will be priced something like \$1.00 each or 3 for \$2.00. If a book is thought to be a classic or particularly sought after, we may auction it.

If you plan to attend the auction then just bring your donations with you. They will be placed with all the other like material in a common area where members can look over what's to be auctioned. That way he can pace himself on bidding so as to have enuf for anything he/she particularly is interested in. If you are not going to attend but have donations, bring them to a meeting and I will hold them for the auction. I already have about 1/2 a dozen items as it is.

Lou Husser

August Lynx Correction

The photos included in the Cromwell article were of the recent ship Fair American Larry is building

Lou Husser

Hiryu Model on Steel Navy Site

Note The model is particularly interesting for its use of a light source to illuminate a bomb explosion during the Battle of Midway

<http://www.modelshipgallery.com/gallery/cv/ijn/Hiryu-700-whl/index.htm>

Bruce Buchner

A tool that you could use on some of the larger slightly more modern sailing ships

<http://www.arcair.com/Rev9/8101-8200/rev8173-The-Small-Shop-SMS009/00.shtml>

Stephen Husser

Recent Auction Donation!

At our Nat. Cap Model Soldier Society tables I was approached by Mr. Robert Backhaus who asked if we would like some ship model books for our library. I said yes and today I received them. The books and plans are in like new condition and are:

The Ship Model Builder's Assistant by Charles Davis

- *The Built-up Ship Model by Charles Davis*
- *The Anatomy of Nelson's Ships by C. Nepean Longridge*
- *United States Frigate "Constitution" by USN Bureau of Construction and Repair with accompanying set of 8 very detailed plans*
- *Old Ironsides by Dorothy Richard, Lt Commander, USN*

Carl Erikson

WSMS EVENTS NEWS

Oxford MD 4th Annual Ship Model Exhibition

The WSMS has invited to participate in the 4th Annual Model Boat Show at the Oxford Community Center (OCC) in Oxford, MD. The show is scheduled for Saturday, 12 November from 10AM to 4PM. It attracts many of the best, award winning modelers in the region. Last year over 600 visitors enjoyed the artistry, history, and personal experiences of more than 24 modelers. Because the date coincides with our monthly meeting we will convene it onsite at the show.

DIRECTIONS

As you come down the Oxford Rd. into town, OCC is on the left, next to the fire house. At the little skipjack on the OCC lawn, turn left to the parking area behind the building. There are two wide entrance doors there. Bring your things into the main auditorium and set up your exhibit.

If you plan to attend and exhibit a model, the show's organizers have asked that you send as soon as possible an email to Ed Theiler at edthieler@yahoo.com with the following information included Please cc John Williams who is our liaison with Ed. His email address is: jwilliams@NDIA.ORG

- Name and that you are a WSMS member
- Address
- Home and cell Phone number
- Email: address

Information needed for promotional materials in the show program:

1. A short description of the models/exhibit items you would like to display in this show
2. (optional) Describe when your modeling began and how you learned your model-making skills.
3. (optional) Tell them in a shor bio a little about yourself

Show Information and Guidelines:

- Entrance is FREE for modelers and visitors.
- Booth/table setup begins at 8:30am and should be ready by 9:30am
- Modelers/exhibitors may unload at the front or back doors of OCC. Then please move vehicles to the parking area
- Helpers and "model sitters" will be available
- They encourage you to demonstrate your craft at your booth/table
- The OCC will provide morning snacks, coffee/tea/water, and lunch

DOCK YARD SALE

Sell old kits, tools, supplies, or models you no longer need.

Each item will have a tag identifying modeler/exhibitor and price.

Sale tables will be manned by OCC volunteers

Items sold must be taken at the time of purchase

OCC will collect the proceeds, split 50-50 with the modeler/exhibitor, and issue a check to the seller

Owners must retrieve any items not sold by the end of the show

- Please give a short description of items you would like to display at the Dock Yard Sale

The other event in Oxford at this time is the traditionally popular Oxford VFD Auxiliary - Annual Antique Show and Sale. It is held next door in the firehouse main room on both Saturday and Sunday, and helps get people to drive down from Easton to Oxford.

These two events complement each other as once folks park the car they can walk between the Nearby in Easton, Maryland, The Waterfowl Festival (World famous for its decoy carving and wildlife art.) is held Friday November 11, Saturday November 12, and Sunday November 13.



The poster for 'A Model Boat Show @ OCC' features a background image of various model boats on a display table. At the top left is the Oxford Community Center logo with the text 'OXFORD COMMUNITY CENTER' and 'A MID-SHORE TREASURE ENRICHING LIVES SINCE 1928'. To the right of the logo is the address '200 OXFORD RD., OXFORD, MD 21654', phone number '410-226-5904', email 'OXFORDCC@VERIZON.NET', and website 'OXFORDCC.ORG'. The main title 'A MODEL BOAT SHOW @ OCC' is in large blue letters. To the right, a list of activities is shown in red: 'Meet modelers from Chestertown to Smith Island', 'Hands-on kids activities', 'Tour Cutts & Case, Inc., world-renowned wood boat builders', 'Fascinating models from private collections', and 'Every model has a story to tell!'. A red oval with white text says 'FREE ADMISSION'. At the bottom, logos for 'THE TALBOT COUNTY ARTS COUNCIL' and 'MARYLAND STATE ARTS COUNCIL' are displayed, along with the text 'Sponsored in part by the Talbot County Arts Council, with funds from the Maryland State Arts Council.' and 'Oxford Community Center Saturday, Nov 12, 10-4 Join us!'.

Possible WSMS Model Show at the Army Navy Club in 2017

Our member, Lou Husser acting on behalf of the WSMS, proposed to the Army Navy Club that they consider hosting an evening's Ship Modeling event. MG John Altenberg, USA (Ret), a past ANC President and current board member has tentatively expressed interest. In the course of the conversation the General mentioned that he has been asked by the club to lead their inventory of artifacts including any ship models (only one of which is readily known). In response, it was suggested that besides participating in an event that some members may be willing to lend their models for long-term display and that as some of our group are uncertain about the future of their work, they might possibly consider donating /bequeathing a model to the club. Lou offered that we would be willing to host him at future meeting where we our Naval modelers could display a selection of their models for General Altenberg so that he could get a feel for the quality that we could put on display. He tentatively agreed to the idea so the suggestion was run past our Bridge officers and they approved. Lou will be our liaison with the club on this idea. Look for more information in a future Lynx.

MEMBER CONTRIBUTED ARTICLES

Home Visit And Discussion With Noted Naval Architect And Historian William Garzke

By Brion Boyles

I have secured an audience for our members with Bill Garzke, noted naval historian, naval architect/forensic scientist and author. Bill has not only written several weighty and respected tomes about some of the mightiest ships to have been launched, he has also had a career in ship design for the US Navy. His expertise as a forensic naval scientist have led the heads of several major research projects and maritime archeologists to call upon him for his input to some of the more famous nautical incidents and vessels of the last century. Specifically, he was/is an advisor to James Cameron (writer and director of the blockbuster movie "TITANIC"), Robert Ballard (TITANIC and BISMARCK researcher) among others, was instrumental in determining the engineering and construction failures that doomed TITANIC (as well as determining a NEW, as yet UNPUBLISHED VERSION of her break-up!), and is currently writing a new story-telling book on the sinking of BISMARCK---with never-before documented shell-by-shell examination of the battle between BISMARCK, PRINCE OF WALES and HOOD. This book is being written

in the story-telling style of Walter Lord's account of the loss of TITANIC, "A NIGHT TO REMEMBER"....a collection of the recollections from the survivors points-of-view...many of these interviews given in person--interwoven with documentation and data that will perhaps put an end to the age-old debate of "SUNK or SCUTTLED?" He is also past Chairman of the Marine Technological Society

Bill has graciously agreed to have us visit him in his home in Woodbridge, VA. A specific date has not yet been confirmed. No formal lecture or talk is planned as yet, but he has opened himself to discussion and may take the new book on BISMARCK as an interesting subject. In any case, Bill's series of lectures last year at the National Harbor Convention Center were \$300 at the door. This is FREE, and there will probably be donuts and coffee to boot. Bill also has a VERY large (28 x 15 foot) O-scale model railroad layout (designed and built by yours truly...) that I'm sure he'd love to show off as a divertimento...



Some of his books are listed on the following Amazon link:

Caution-<https://www.amazon.com/William-H.-Garzke/e/B001K8Q096> < Caution-<https://www.amazon.com/William-H.-Garzke/e/B001K8Q096>

Cabin Fever Renovation of CSS Shiloh's Pilothouse

By Brion Boyles

As a retired USN Chief Quartermaster, a ship's pilothouse/bridge holds a special place in my heart and memories: The clang of the engine order telegraph, orders to the helmsman shouted over the whistling wind, the deep, dark calm of night's Mid-Watch spent in whispers and the dim glow of the compass gleaming off the brass....The Bridge of my 1:40th scale scratch-built fictional Confederate gunboat, CSS SHILOH, had become a tad tattered after her rushed overhaul a few years ago and needed a bit of R & R: Renovation and refining. This Springs's late snowstorm and resultant bout of

Cabin Fever gave me the time and quiet to do some long-needed TLC...

In addition to a general freshening up of paint, I decided to re-laminate the bulkheads with some new wainscoting. I love making plastic look like wood, and although a good chunk of her is REAL basswood, Philippine Mahogany and plywood, I like to use plastic when I can for thin structures that get wet when she's "at sea".

I also wanted to experiment with some new LED's I found online. The old ones in the pilothouse were what I had salvaged from an outdoor lighting set and weren't quite the "incandescent" glow I wanted. They were also a tad large and clumsy. The new ones were tiny little squares, about 3/8 x 3/8 inch and about 1/16th inch thick. They have a circular indent on one side, containing 3 VERY TINY LEDS, which put out a very nice light and draw only about 15 milliamps of power at 2.8 volts. At that rating, you can power a hundred of 'em off a

small battery source.

Below is SHILOH's Pilothouse. Lot's of big window space, so a detailed interior is very important to me.

Pictured right: Interior II cleaned up and repainted. Fresh, "warm"

tones of the new plastic "wood" wainscot lamination is a great improvement, as are the addition of the two new LED "light fixtures" attached to the brass crossbeam frame.



Below: A before and after of the starboard side of the Pilothouse...Details have been changed, also. A new fore-and-aft





inclinometer and a pairs of OOD binoculars, fresh "damage control" board (courtesy of modern printing technology to replace the 30 year-old hand-drawn one) and a cleaned-up barometer...



elow: A comparison of the overhead LED "light fixtures". The old ones were rather misshapen lumps. The new ones are less intrusive and provide a far more pleasing effect...



While I was at it, I decided to tackle another project I had been wanting to do for the last 30 years...and opening skylight with "armored shields". Built around some sturdy microscope glass for strength, they came out rather well, I think.



Right Picture : I was so pleased with the new LED's, I used one to make a table lamp for the chart table. I also made a stool, a sextant, compass and pencils for the benefit of the Navigator..

Below: The completed work, with a Land Of The Giants Number 2 pencil for scale...



Not pictured is one of the new LED's I got online. Each unit has 3 LED's within it, and the "unused" side has 6 tiny tabs for (-) and (+) solder connections. They are meant to be "surface mounted" on a circuit board, but I attached brass rod or wire to them, tinning both the wire and the LED for a quick soldering job. at optimum performance, they are blinding bright, but I have the power turned down here so that you may see the 3 individual LED's contained within...



Below: I also used these LED's as new decklights for the bridge wings, and plan to replace all the rest with more of the same. I am very happy with them, and plan a small clinic for our club soon!...




Shiloh on night & a day coastal surveillance mission





Notes On Building "Heller" Kits *By Rolf Thoresen*

Below are some pictures from the Heller kit: Le Glorieux. I built it in 2008 for my nephew who kept me supplied with all of the Patrick O'Brien novels. O'Brien's "almost started" last novel which upset many of us at his passing, only went three chapters, I believe. The back cover showed the HMS Surprise in a Cock Billed rig and flags at half-mast; Black on the fore and main and Admiral of the Blue on the mizzen. A good buddy of mine in Connecticut who served in the Royal Navy explained that it was customary and extremely rare for a warship to be rigged in that manner. Not only did it show to others that the fallen Captain was well respected by the crew, but that only the crew could make the decision to rig the ship in that fashion. They would not



take this action if they had been commanded by any officer. Not sure if that is entirely accurate, but sounds interesting.



Since there were no easy plastic models of a frigate of her class, I chose to build a French "74" to stand in for the HMS Norfolk that Jack Aubrey was awarded for his promotion to Flag Rank. Instead of hanging the anchors from the catheads, I had them buried into the model stand to simulate at rest. From looking over the model kit of Le Superbe, I don't think there's much difference. Being so, you're going to have a good time with that kit. Everything fits pretty tight except the stern gallery which has a noticeable gap. (at least mine did). If I were to do it again, I would have included the ratlines. I think those would have made a big difference. My nephew didn't notice, he's an Airline Pilot.



October WSMS Photos

Brion Boyles restoration of a vintage French Battleship model

“Dunkerque”



Larry Valett's "Fair American"

displayed at the National Capital Model Soldier Society (NCMSS) Show Sept 10th



Peter Guttermann's "Fair American"

She's 75-80% scratch built Model Shipways kit with most cast fittings replaced with hand fabricated parts. She was about a year and a half to build. It has a Mahogany base in the period Georgian style (ca.1775). She's based in-part on the Naval Academy Rogers collection model. She's double planked with Tanganika wood veneer outer planking, finished in shellac. almost no paint save the figurehead and the Stern decoration.



Classifieds

WANTED

A DRUM THICKNESS SANDER AND BANDSAW

If you have one that you would like to sell, contact Lou Husser at
at LBHusser@verizon.net or by phone at 540 659-7088

Newsletter Ad Policy

Members may submit as many ads as they choose for printing in the Lynx. They may be either want or for sale ads and should normally be limited to a 100 or less words. Non-members may also submit one ad to a monthly newsletter

WSMS COMM Links

FACEBOOK:

<https://www.facebook.com/Washington-Ship-Model-Society-152848694776650/timeline/> < Caution-
<https://www.facebook.com/Washington-Ship-Model-Society-152848694776650/timeline/>

WEBSITE:

<http://www.dcshipmodelsociety.org/5101.html>

EMAIL:

newsletter@dcshipmodelsociety.org

*For the Mutual Benefit in Model Ship Building; for the Exchange of Ideas; and
to Preserve for Posterity Scale Models of Historic Vessels, we Associate Ourselves
Together to Form This Washington Ship Model Society*

WSMS Yearly Planning Calendar Page

2016			
<p>MAY</p> <p>May 14 - Regular Meeting Alexandria, VA</p> <p>28 May - Focus Group, location TBD</p> <p>Smithsonian Arts Festival</p>	<p>JUNE</p> <p>Jun 11 - Regular Meeting Bethesda, MD</p> <p>Jun 25 - Focus Group – Host, Car Jackson</p>	<p>JULY</p> <p>Jul 9 - Regular Meeting in Alexandria, VA</p> <p>No - Focus Group</p> <p>Annual Membership dues shall be paid (\$20.00)</p>	<p>AUGUST</p> <p>Aug 13 - Regular Meeting Bethesda, MD</p> <p>Aug 27 - Focus Group, location TBD</p> <p>Task Force Regatta 21 Aug York, PA</p> <p>http://ssmana.org/TF50.html</p>
<p>September</p> <p>Sep 10 - Regular Meeting Alexandria, VA</p> <p>National Capital Model Soldier Show</p> <p>Sep 24 - Focus Group Location TBD</p> <p>Sep 27 - Birth of Jutland Force ANC</p>	<p>October</p> <p>Oct 08 - Regular Meeting</p> <p>KEEP CALM AND CARRY GARLIC</p> <p>East Greenwich, RI</p>	<p>NOVEMBER</p> <p>Nov 12 - Regular Meeting</p> <p>Oxford MD 4th Annual Ship Model Exhibition</p> <p>Nov 19 - Focus Group Location TBD</p>	<p>DECEMBER</p> <p>Dec 10 - Regular Meeting Bethesda, MD</p> <p>No Focus Group Meeting in December</p>
2017			
<p>JANUARY</p> <p>Jan 14 - Regular Meeting Alexandria, VA</p> <p>Jan 28 - Focus Group TBD</p>	<p>FEBRUARY</p> <p>Feb 11 - Regular Meeting Bethesda, MD</p> <p>TBD</p> <p>IPMS Old Union Open</p> <p>AUCTION??</p>	<p>MARCH</p> <p>Mar 11 - Regular Meeting Alexandria, VA</p> <p>Mar 25 - Focus Group</p>	<p>APRIL</p> <p>April - Regular Meeting Alexandria, VA</p> <p>April 23 - IPMS Northern Va. Model Classics</p> <p>WSMS Bridge Nominating Committee Appointed</p>

Send inputs & updates to Lynx Editor at: LBHusser@verizon.net

Red Font - WSMS a registered participant

Purple Font – WSMS members can register independently for

- Regular monthly meetings are always on the 2nd Saturday of the month and rotates between Alexandria (even months) and Bethesda (odd months). Focus meetings are always on the 4th Saturday of a month at a volunteer's home
 - There are of course exceptions to the foregoing such as when an event (ex. IPMS) may displace a meeting. Normally, if it is a regular meeting that may be affected, we will hold the meeting in conjunction with the event in an arranged set-aside room. If a focus meeting is impacted we just let the event serve as the focus meeting.