

Newsletter of the Washington Ship Model Society

For the Mutual Benefit in Model Ship Building; for the Exchange of Ideas; and to Preserve for Posterity Scale Models of Historic Vessels, we Associate Ourselves Together to Form This Washington Ship Model Society



WSMS Blessed With the Luck of the Irish!

March Blew in with a New Slate of Experienced Leaders!



Skipper's Corner

February & March
have been busy for our
members. Our auction
was a great success

and certainly added to our kitty. A wide variety of 1st rate wooden, resin & plastic kits went at steal prices. Also among the pickings were tools, model parts, scale lumber, reference books and magazines. The venue for the auction was again Rhodeside Grill, a great location, accommodating staff, great eats and libations! In March we for the 4th year in a row participated in the Old Dominion IPMS Open in Richmond, VA. Every year the quality of ship models on display or in competition increases. The 16ft SS United States submitted by a Hampton Roads Society member was awesome. Another was the HMS Hood. See the wrap-up report in the News section.

In April we return to the road again, this time a much shorter drive, Steve Husser excepted, to Fairfax High School on 30 April




WSMS
Next Meeting
Saturday, 14 April
Walter Reed Military
Medical Center
Bethesda, MD

for the Northern Virginia IPMS
Model Classic 2018.

An important piece of
WSMS business for our April
meeting will be the election of a
new Bridge Team.

Argh me Maties! Everyone back
to your benches! I want to see
some new WSMS models at the
April IPMS!!!



Joel

MINUTES 10 MARCH 2018 **MEETING**



The meeting was held at the Hollin Hall Senior Center. It was attended by:

Joel Labow Bruce Buchner Lou Husser
Roger Frye Tim Rulon Larry Valett
Rick Yorczyk Doug Wilde Warren Yuan
Carl Erickson Bill Black Rolf Thoresen
Peter Gutterman

There were 2 new persons also attending;
Lynn Smith – Visitor Bill Publicover – Guest.

The Skipper opened the meeting with introductions of visitors. Bill Publicover, a retired US Coast Guard officer, joined us to donate a stash of modeling “stuff” to the club that included a Billings Boat model of a Dutch sailing barge, tools and other modeling supplies.

Ms Lynn Smith found our website and joined us to ask some questions about restoring the rigging and sails on a half hull model in a shadowbox.

Old Business

A general discussion was held about the WSMS participation in the Old Dominion IPMS event in Richmond on February 24th. Those attending were enthralled with a large (16 ft. length) model of the SS United States).

New Business

Joel noted that members of the Hampton Roads group were in Richmond with polo shirts with a nice club logo. WSMS is going to look into this with a number of vendors who produce affinity products for organizations such as Land’s End and Café Press. More to follow.

Larry Valett discussed some upcoming events including the April 21st IPMS show in Fairfax and our annual event at the Chesapeake Bay Maritime Museum in May.

Lou Husser gave an overview of the Washington Army Navy Club event in June. It will be conducting in the style of a traditional military Mess

Night celebrating Commodore Perry’s War of 1812 victory on Lake Erie. WSMS members with era ship models are being invited to display them as a part of the evening festivities. See a more detailed description in the News section of the newsletter. If you are interested in attending, please contact Lou.

There was a short discussion about the “Meet Up” app that we’re starting to use to notify folks about meetings and events. We’ve already generated some interest from non-club members about our meetings and events.

1st Mate Larry discussed some options for WSMS display boards to be used to expand our “visual presence” beyond the club banner at events such as the recent Richmond event. We’re considering putting together some poster board backed sheets with pictures or drawings that would serve as an “eye catcher” for us. The members present voted unanimously to fund a mock up.

April is our traditional month for the election of officers. This year’s slate is:

Larry Valett – Skipper
Roger Frye – First Mate
Carl Erickson – Treasurer
Bruce Buchner – Secretary/Scribe
Lou Husser – Newsletter

Show and Tell:

Joel Labow brought his cruiser, USS Newark. It will be bark rigged and was the last steel hull warship rigged for sailing and steam propulsion.

Bill Kay brought a fishing boat hull he is working on. Bill discussed his work in reproducing models of fishing boats from his hometown in North Carolina. He builds them for friends and family who have a link or interest to a particular boat. Depending upon “customer interest”, Bill constructs as many as six identical boats on a single project. Bill shared with us a small book that he put together that describes his passion to do this. Lots of great photos.

Roger Frye discussed and provided a short demonstration on making 18 oars from basswood for a whaleboat he is working on.

Rick Yorczyk is collecting information on a new project on clipper ships. He shared a recent book he has acquired:

Modeling the Extreme Clipper Young America 1853
Edward J Tosti (ISBN 978-0-9904041-6-3)
Sea Watch Books, publisher

Bruce Buchner shared some examples of products he has produced on his 3-D printer. Bruce also share a number of new book acquisitions.

The Battleship Duke of York

ISBN 978-83-64596-02-5

HMCS Haida

ISBN 978-90-8616-196-1

Battleship Warspite – Detailed in the Original Builder's Plans

ISBN 978-1-5267-1937-9

Bruce also shared a new “ship model” magazine he discovered.

Super Model Magazyn Modelarski
www.kagero.eu

Lou Husser talked about his experiences with restoring a 1950's era Lightening pond model that purchased on the cheap at last month's auction. He has several other wrecks that he also felt sorry for and hopes to restore as well.

Peter Gutterman shared a drawing of a Spanish 74 “El Terrible” that he is working to restore at the Naval Academy Museum. The drawing was prepared to assist in restoring the model. Restoration includes cleaning the hull and making replacement parts. The model is approximately 48” in length. It has a lead keel and is plank on frame construction. The model was built in the 1780 – 1800 timeframe. The actual ship it represents is older. The Spanish Navy is interested in the model. They were unaware of its existence. The name of the model may not be accurate so the Spaniards are conducting research at home to determine the actual ship the model represents.

Larry Valette brought some sails from his modeling project, “*Fair America*”. The sails are muslin cloth with hand sewn seams and lines. There are even scale drainage holes in the sprit sail to let water out. There was a long discussion about the sails and how they're made for him by a seamstress that he had trained with special emphasis on scaling.

Tim Rulon shared a RC sailing kit for the IM Class “Odom”. Tim was looking for advice on how to seal the deck to the hull.

Joel shared some samples of wood laminate decks that are available from www.scaledecks.com.

Our visitor, Lynn Smith seeking advice on restoring/renewing the rigging on a half hull shadowbox including our thoughts on whether it was worth it. She will send Lou Husser additional information for inclusion in the newsletter.

Editor's Note No information yet received

Carl Erickson gave a short Treasurer's report.

The meeting ended with a general discussion of some possibilities of upcoming trips to places like the Naval Academy Museum, the model collection and towing basin at Carderock, museums in Reedville, VA, and Solomon's, MD, and the Mariner's Museum in Newport News, VA.

BRIDGE ANNOUNCEMENTS



Skipper - Nothing to add

1st Mate – The March Focus Group will meet at Lee Herring's House, 1917 Youngblood St. McLean, VA 22101. Lee will be hosting with some coffee, grub, pic's of the Barcelona Maritime Museum, and members can discuss ongoing projects, tips, and techniques! Contact Lee if you need further information, !

For the April 21 IPMS Northern Virginia Show, WSMS will have our presentation table and we need volunteers to man all battle stations! Please let me know if you are able to attend and what models you may bring so planning and tables can be arranged accordingly! Information and contest entry details are attached hereto! I successfully set up the APP, "Meet Up," It establishes an online meet up group for the Washington Ship Model Society. Included are related interested groups such as modeling, tall ships, engineering, arts, crafts, etc., etc. The cost is \$14.99 as approved at our March meeting.

I added details about the club and its purpose, some photos, and location information. If you have the App, or want to download it for free, search around and find our material on our Washington Ship Model Society. Let me know if you have luck or not.

I am also working on designing a large updated WSMS poster or banner for display at events.

Ship's Clerk - WSMS Badges & Coffee Cups

We are putting a list together and checking it twice!. If you are a member and need a badge

please contact and he will add you to the list for ordering. Also if you never received your WSMS Coffee Cup also let me know.

Purser – We supported \$75 for model awards at the Old Dominion IPMS Show.

Commodores

Doug Wilde – *Archived Comments on the New England Conference*

I attended several years ago and it is well worth the trip. All sorts of scales and subjects, including RC. When one goes, set aside a day for Mystic Seaport as well as a day for New Bedford and their museum plus another day or two for other things to visit. Within 5 minutes of the latter is a great pub with really good food. I'd say about half to 3/4s of those there were locals - **Really fresh fried clams!!** I'd go again!.

If anyone from the Bridge goes please make yourself known to the organizers and ask if you can sit in on their meeting. They discuss plans the upcoming year and finances for their conference. The latter really would help with our on-again off-again mid-Atlantic meeting.

BRIDGE ELECTIONS SLATE

The nomination committee were able to, without resorting to flogging, encourage "volunteers" to run for all the Bridge positions

Skipper – Larry Valette 1st Mate – Roger Frye
Ship's Clerk – Bruce Buchner Treasurer – Carl Erikson

Note: Floor nominations may be accepted at the meeting



WSMS MEMBER'S SCUTTLEBUTT

A column where members can contribute most any notes or recommendations pertinent to ship modeling

Send comments to Lou Husser at LBHusser@verizon.net



HMS Hermes Model

I ordered this Aoshima HMS Hermes and, it came with an Insect Class gunboat HMS Moth. Got it from ebay for much less than this site. Both are interesting and unusual (I also have the Aoshima USS Wasp on order). <http://jordirubio.com/en/id-32435.html>

Jack Ray

Model of 'City Alexandria' Ferryboat

This is a picture of a model ship that was built by Bill Lee, who was a friend of my late aunt. I also have a few other pieces that appear to be wood carvings but, unfortunately, I don't know their history. I was wondering if any of your members may be familiar with Mr. Lee's work and what the best approach may be if I decide to sell it. Thanks so much for any help you can provide.

Cheryl Cooke <mailto:ctkttt@aol.com>



U-Tube Sounds of Sailing Ships at Sea

I did a google on sounds of a sailing ship. Perfect white noise to model a sailing ship by. Someone will probably figure out a way to play it when people get within 2 feet of their sailing ship!? Here is the link for one but others pop-up as well.

<https://video.search.yahoo.com/video/play?p=sounds+of+a+sailing+ship&vid=25ee1d9b610b388041e7f68f486f781d&turl=https%3A%2F%2Ftse4.mm.bing.net%2Fth%3Fid%3DOVP.2g5aZ6h5Xfmc65xBeT0QGAEsCo%26pid%3D15.1%26h%3D168%26w%3D300%26c%3D7%26rs%3D1&rurl=http%3A%2F%2Fwww.popscreen.com%2Fv%2F9yKOj%2FSailing-Ship-With-Ocean-Waves-Relaxing-Sounds-Sleep-Sounds-3-Hours&tit=Sailing+Ship+With+Ocean+Waves%2C+Relaxing+Sounds%2C+Sleep+Sounds+3+Hours&c=23&h=168&w=300&l=10801&sigr=133k8s6lc&sigt=124av3pas&sigi=12r5a756h&back=https%3A%2F%2Fsearch.yahoo.com%2Fsearch%3Fp%3Dsounds%2Bof%2Ba%2Bsailing%2Bship%26ei%3DUTF-8&sigb=123t5rfls&ct=n&age=1480608000&fr2=p%3As%2Cv%3Av&fr=%26fr%3Daaplw&tt=b>

Carl Erikson

Online Ships' Pictures

Somebody led me to this on Steel Navy. It is fabulous collection of ship pictures. They are in galleries by first letter of the name. You can look at them by thumbnail or if you click on one and open it there is a panel on the upper right that lets you page through them of start a slide show. The download button is in the lower right. I'm just running the slide show in the corner of my screen.

<http://www.photoship.co.uk>

Bruce Buchner

***COME ON YOU ALL, SHARE SOME GOOD SCUTTLE BUTT! OR....
HAS THE CAT GOT YOUR MOUSE??***



WSMS NEWS

Washington Post References WSMS


Contributed By Carl Erickson


The Home insert of the Post's Sunday paper on March 5th, 2017 advised a reader to contact the WSMS for advice in how to ship delicate ship models. The reader wrote the Post asking, "I want to send a delicate handmade ship model to France. It's big: 45 inches by 32 inches by 16 inches. If we had to put a value on it, we might guess \$500, but to us it is priceless because my husband made it. How can I pack it and ship it safely? Or, do you recommend using a professional mover? If so, what kind of firm does this?" The Post's response was eight paragraphs long, and sound. It started: "You might want to connect with the Washington Ship Model Society (dcshipmodelsociety.org), which meets monthly, alternating between locations in Virginia and Maryland. The Next meeting is at 10 a.m. on March 11 at the Hollin Hall Senior Center, 1500 Shenandoah Rd., Alexandria. Perhaps a club member has tackled something like this before and can share tips on how to do it yourself." The remaining seven paragraphs contained advice found on the web, and from the owner of a chain of area UPS stores. The owner correctly advised that professional double packaging could address compression and shock damage, but that vibration would be the biggest challenge. The last paragraph stated that if the mast and rigging need to stay in place, packing and shipping could cost several thousand dollars. There was a photograph of the model with the article. My guess is that it is a very nicely completed HMS Victory.

Old Dominion Open - Wrap Up Report

We along with the Hampton Ship Model Club shared almost 20 feet of crowded wall aisle space and could have filled twice the area! Those attending included: Bruce Buchner, Lou Husser, Stephen Husser, Larry Valett, Peter Gutterman, Vince McCullough, John Williams, Joel Labow, Warren Yuan, Larry Smith, Doug Wilde, Roger Frye, and others. A steady stream of visitors came by to look over the models, share their modeling experience, asking all sorts of questions. Most of us left with lighter pockets offset with more modeling acquisitions. Several of us scored in the raffles, Buchner is the Gladstone Gander of WSMS or has pictures of the raffle card pullers. The Hampton Club had a 16 foot model of the USS United States that was stunning. It even had several hundred passengers and crew wandering the decks! I know we had a couple of winners in the model competitions but I only have direct knowledge of Steven Husser; Congratulations!. Bravo Zulu to everyone attending! You did the club proud!

Photos from the Event





ARMY NAVY CLUB MODEL DISPLAY INVITATION

The Army Navy Club located off Farragut Square in downtown Washington DC, has asked for WSMS support for their Saturday 02 June War of 1812 Battle Of Lake Erie Mess Night. Its purpose is to provide an opportunity to recognize our rich U.S. Naval heritage by way of honoring the distinguished record of an iconic War of 1812 Naval engagement. In so doing, it will pay tribute not only to the victors but our noble foes of the time, the Royal Navy and of course those serving today in our sea-going Services.

The event will be a formal evening (*Black Suit will suffice, Mess Dress encouraged for military*) and based on a traditional Navy Dining Out. The Key element of such events is foremost enjoying the camaraderie of Club members guests, and friends. The evening will include:

- Traditional Naval maritime music of the period, provided by the "Ship's Company Chanteymen" Group
- Display War of 1812 Naval art work –Mr. Patrick O'Brien, Marine Artist <http://www.patrickobrienstudio.com/battles-at-sea.html>
- A presentation by Rear Adm. Samuel J. Cox, U.S. Navy (Ret), Director of the Naval History and Heritage Command and Curator of the Navy concerning the significance of the Battle of Lake Erie
- A scripted after dinner port wine toasting session led by Judge Kuzdale reprising toasts made at a after the battle victory dinner
- **Models representative of the War of 1812 period such as Perry's flagship, USS Niagara provided through the courtesy of the Navy Washington Ship Model Societies**
- Silent Auction – Items being donated by the Lake Erie Museum include but not limited to a sail aboard the brig Niagara, a guided tour of the museum others not yet detailed



Calling all WSMS Ship Members

If you are interested in displaying an 1812 era model or would like to attend as a guest, please contact Lou Husser for details!

LBHusser@verizon.net

540 659-7088

DONT GIVE UP
THE SHIP

MEMBER CONTRIBUTED ARTICLES

Sovereign of the Seas

By Larry Smith


The “Sovereign of the Seas” was a Donald McKay extreme clipper, launched in 1852 during the Golden Age of Sail. It sailed the seven seas until it met its end when wrecked on Pyramid Shoal in the Straits of Malacca, August 6, 1859.

My ship model started out as a “Sterling” kit I bought over 40 years ago. It languished in a closet until 2011 when I began in earnest to construct the model. After 5 years, with a small gap of 2 years, it is finally finished. (Okay...it still needs the figurehead and mounting of 2 resin cast lifeboats and davits.). Although it began as a kit model, nearly 90% of all the fittings and materials provided in the original kit have since been replaced. Materials and parts from the kit were either broken, out of scale, improperly cast, or simply unusable. Therefore, the only remnants of the original kit are the rough-hewn hull which was split in two, requiring repair, and a few fittings, such as the anchor flukes, davits and cargo winch. The resulting project was effectively a ‘scratch built’ model using only scale drawing plans.



The scale of this model is 1:168 which provided some unique challenges. I fashioned the ship's bell for the binnacle using the head of a straight pin with a dab of glue which formed the shape of the bell as it dripped. The bilge pump crankshaft and handle were hand fashioned from malleable metal rod. The upper yardarms were fashioned from sanded and cut-down round toothpicks. The main, fore and crojack yards were hung by a yoke and harness assembly fashioned from 0.40 mm black wire twisted around each mast and two more lengths twisted around each yard arm formed into a yoke and pinned together. The chain slings for these same courses/yardarms were obtained from an HO train hobby shop. All the other yardarm jaws were carved from either flat toothpicks or thin scrap wood from other models. The 2mm single and double purchase blocks were obtained from "Syren Ship Models." The footropes were made with annealed wire twisted around the yard arms that formed 'stirrups' and then I passed thread through the loops formed at the bottom of each wire.

The standing rigging was completed as close to nautical accuracy as I could manage. I seized the eyes of the stays and shrouds, rigged 96 pairs of deadeyes and completed the ratlines with more than 1400 clove hitch knots. The best help in completing the running rigging for this 'bare pole' model came from two books I lived by: "Ship Model Making" by Armitage McCann and "Masting and Rigging the Clipper Ship and Ocean Liner" by Harold Underhill. Although the Underhill book was more detailed, the McCann book had the most helpful information on building and rigging this 'bare pole' version of the "Sovereign of the Seas" model.



WSMS SPRING SHIP MODEL MEETINGS, SHOWS & CONFERENCES

IPMS Northern Virginia Modelers Model Classic – April 21, 2018

It is a one day show put on by the Northern Virginia Modelers, International Plastic Modelers Society. The venue is Fairfax High School located at 3501 Rebel Run, Fairfax. It consists of a contest, vendors, exhibitors, and programs consisting of techniques demonstrations and modeling related presentations. Our host organization at Fairfax High School is the Fairfax High School Choral Patrons. The choral members and their parents will be serving food and beverages during the show. The website is:

<https://calendar.ipmsusa3.org/event/ipms-northern-virginia-modelers-model-classic-2018>

36th Annual Northeast Ship Model Conference and Show Saturday, April 28, 2018 - 9:00 AM to 3:00 PM

The show will be held at the Port 'n' Starboard Convention Center Ocean Beach Park, in New London, Connecticut. This year the Ship Model Society of New Jersey will be hosting the event. Early registration before March 15th 2017 is \$35 per person, before April 22nd 2017 \$40 per person and \$45 per person after April 22nd or at the door of the event. As before, if you would like to exhibit a model, you'll need to register for the Conference. Set-up for the exhibit area will start at 8:15 AM. Registration includes breakfast, buffet lunch and dessert! It features:

- Up to 100 detailed models on display from award winning craftsmen and artists
- Can display and enter your own model(s) in competition judged by fellow attendees.
- Featured Speaker and workshops

Two WSMS members are already planning to go, Bruce Bucher and Lou Husser. If interested in attending with them send Lou an email at LBHusser@verizon.net

Chesapeake Bay Maritime Museum Model Expo May 19 and 20

Please mark your calendars for that date. After previously being washed out in 2016 and cancelled his past fall, the Museum decided to move its ship modeling show back to a May date; and to the Steamboat building. The WSMS will be able to set up our exhibits in the auditorium as in the old days. We will be sending more details in April. The pond for RC models will be set up closer to the Steamboat building, where they don't care as much about the grass.



March 31 Focus Group

It will be at member Lee Herring's House, 1917 Youngblood St. McLean, VA 22101. Lee will be hosting with some coffee, grub, pic's of the Barcelona Maritime Museum, and members can discuss ongoing projects, tips, and techniques! Contact Lee if you need further information, his email is cc'd above!

April 14: WSMS Monthly Meeting

Bethesda Maryland: Details TBD.

April 21: IPMS Northern Virginia Show:

Fairfax High School. 3501 Rebel Run, Fairfax, VA, 22030. 9am - 4 pm. WSMS will have our presentation table and we need volunteers to man all battle stations! Please let First Mate Larry Valett know if you are able to attend and what models you may bring so planning and tables can be arranged accordingly!

April 28: Focus Group It is scheduled for Peter Gutterman's House, Damascus, MD. Details and address to follow.

Pete has graciously opened up his home, workshop, and coffee pot for our April focus group! **DON'T MISS THIS ONE!** We have as our guest the acclaimed maritime painter Patrick O'Brien from Baltimore attending to present his stunning work and talk about painting tips and techniques. Patrick is a fan of WSMS and has expressed his love of ship modeling so he will be excited to see much of our work. You can read more about Patrick and his studio at:

www.patrickobrienstudio.com/

Notes:

- Regular monthly meetings are on the 2nd Saturday of the month and rotates between Alexandria (even months) and Bethesda (odd months). Focus meetings are held on the 4th Saturday of a month at a volunteer's home. There can be exceptions such as when an event may displace a meeting. Normally, if it is a regular meeting that may be affected, we will hold it in conjunction with the event. If a focus meeting is impacted we just let the event serve as the focus meeting.
- There are currently about 4 regularly occurring events that we participate in each year. These are:
 1. - IPMS Richmond - February <http://ipmsrichmond.org/contest.html>
 2. - IPMS Northern VA - April <http://www.google.com/#safe=active&q=ipms+northern+virginia+model+classic>
 3. - Chesapeake Bay Maritime Museum model Expo - May <http://www.cbmm.org/modelexpo/index.htm>
 4. - National Capital Model Soldier Society Show - September <http://www.ncmss.org/>

MODELING TIPS & TECHNIQUES

Tip #1 – “Percentage Calculator Website”– Courtesy of the NRG’s Model Ships World

For those struggling with proportional dividers or a calculator to convert a drawing or dimension from one scale to another, here is the site you can use. Just type in the dimension and the percentage. Too, if you give it the dimension you have, and the dimension you want, It will tell you how much to enlarge or reduce the drawing by.
<http://www.percentagecalculator.net>

Tip #2 – Cheap discardable palettes for paint, super glue, etc.- Courtesy of White Ensign Models

Playing cards that are made of 10 thou (ish) styrene can be found at Dollar stores and work well.

Tip #3 – Make matching wooden small parts – Courtesy of Lou Husser

When making several wooden parts that all need to match dimensionally (ex. Hounds for the mainmast) cut your blanks to size, marry the blanks together using double-sided tape, draw the part on one of the blanks and have at it with your rotary tools, files, sanding sticks. When finished you will, with reasonable care, have 2 matching parts that can then be separated from the tape.

Tip #4 - Making perfect stuns'l booms- Courtesy Ship Model Society of New Jersey pdf article concerning all you're every need to know about fashioning stuns'l yards on your model. Find it here:

http://www.shipmodelsocietyofnewjersey.org/resources/Downloads_page/yarddemo.pdf

Classifieds

None Received

Newsletter Ad Policy

Members may submit as many ads as they choose for printing in the Lynx. They may be either want or for sale ads and should normally be limited to a 100 or less words. Non-members may also submit one ad to a monthly newsletter

A Worthy Irish Adage in Honor of St Patrick's Day!

*There are good ships and there are wood ships, the Ships that sail the sea.
But the best ships are friendships, and may they always be!*

